

# Australian sheep slaughter and production

## Monthly supply summary

### December 2019

#### Sheep and lamb slaughter

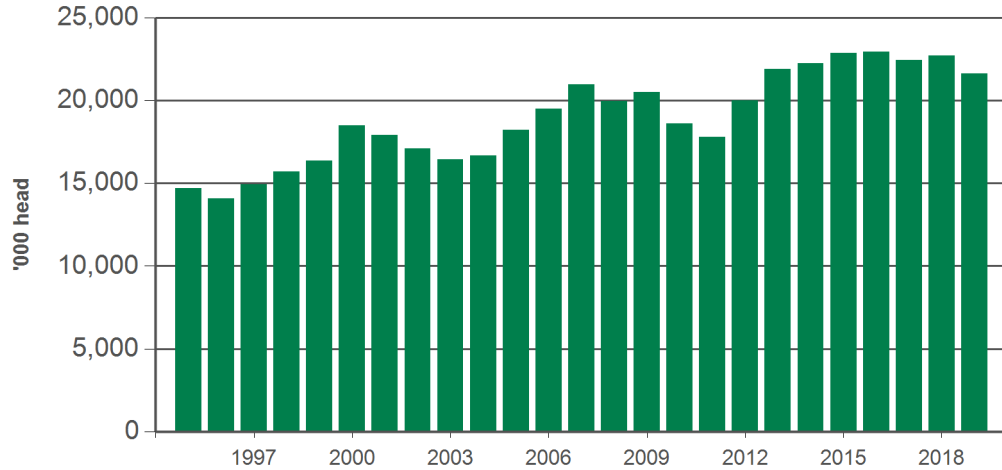
		'000 head	12-months ending December	Y-O-Y % chg.	2019 YTD	Y-O-Y % chg.	2019 December	M-O-M % chg.	Y-O-Y % chg.
<b>S</b> <b>H</b> <b>E</b> <b>E</b> <b>P</b>	Australia	9,344	9,344	-2	9,344	-2	921	-8	19
	NSW	2,819	2,819	2	2,819	2	306	-2	44
	Victoria	3,769	3,769	-10	3,769	-10	354	-10	4
	Queensland	127	127	14	127	14	6	-33	-12
	SA	808	808	-26	808	-26	49	-29	-37
	WA	1,696	1,696	33	1,696	33	191	-5	50
	Tasmania	125	125	23	125	23	14	26	50
<b>L</b> <b>A</b> <b>M</b> <b>B</b>	Australia	21,624	21,624	-5	21,624	-5	1,709	-9	4
	NSW	4,971	4,971	-1	4,971	-1	376	2	7
	Victoria	11,340	11,340	-4	11,340	-4	934	-6	8
	Queensland	79	79	12	79	12	6	-14	36
	SA	2,372	2,372	-6	2,372	-6	180	-15	-14
	WA	2,551	2,551	-10	2,551	-10	184	-31	-2
	Tasmania	313	313	-23	313	-23	28	-13	23
<b>TOTAL</b>	<b>30,969</b>	<b>30,969</b>	<b>-4</b>	<b>30,969</b>	<b>-4</b>	<b>2,630</b>	<b>-9</b>	<b>9</b>	

#### Sheepmeat production

		Tonnes cwt	12-months ending December	Y-O-Y % chg.	2019 YTD	Y-O-Y % chg.	2019 December	M-O-M % chg.	Y-O-Y % chg.
<b>M</b> <b>U</b> <b>T</b> <b>T</b> <b>O</b> <b>N</b>	Australia	228,135	228,135	1	228,135	1	23,157	-10	21
	NSW	74,701	74,701	7	74,701	7	8,682	-5	55
	Victoria	87,244	87,244	-7	87,244	-7	8,434	-12	5
	Queensland	2,771	2,771	23	2,771	23	136	-36	-10
	SA	19,418	19,418	-25	19,418	-25	1,104	-32	-43
	WA	41,608	41,608	32	41,608	32	4,531	-8	43
	Tasmania	2,394	2,394	18	2,394	18	270	18	34
<b>L</b> <b>A</b> <b>M</b> <b>B</b>	Australia	503,146	503,146	-2	503,146	-2	39,110	-9	6
	NSW	124,605	124,605	2	124,605	2	9,317	3	11
	Victoria	257,050	257,050	-1	257,050	-1	20,844	-7	10
	Queensland	1,644	1,644	15	1,644	15	124	-17	33
	SA	59,814	59,814	-2	59,814	-2	4,414	-13	-11
	WA	53,905	53,905	-6	53,905	-6	3,865	-30	-3
	Tasmania	6,126	6,126	-27	6,126	-27	547	-13	24
<b>TOTAL</b>	<b>731,281</b>	<b>731,281</b>	<b>-1</b>	<b>731,281</b>	<b>-1</b>	<b>62,267</b>	<b>-9</b>	<b>11</b>	

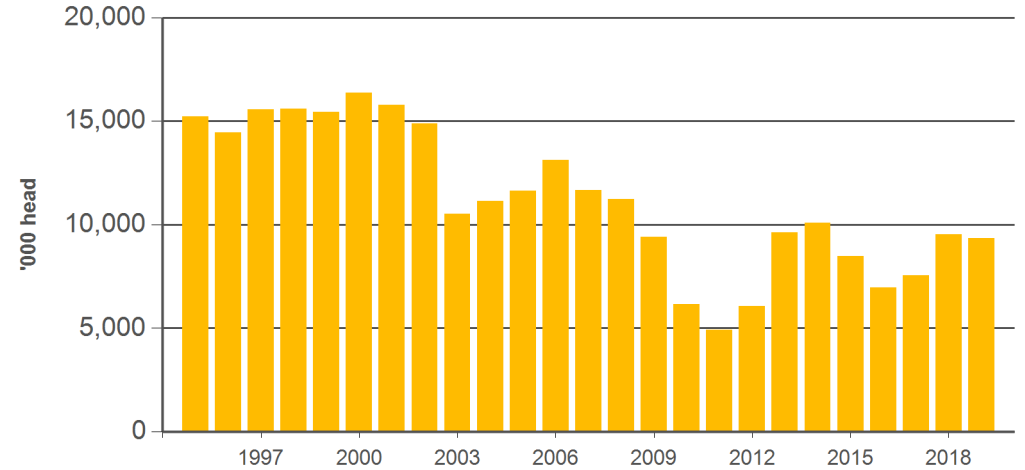
Source: ABS. CWT = carcase weight. YTD = Calendar year-to-December. Y-O-Y = Year-on-year. M-O-M = Month-on-month. For further information email [globalindustryinsights@mla.com.au](mailto:globalindustryinsights@mla.com.au).

**Year-to-December lamb slaughter**



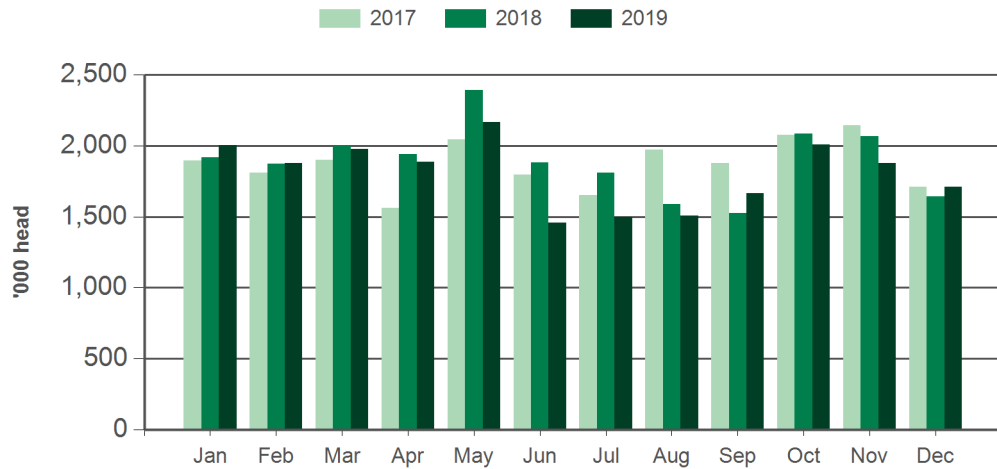
Source: ABS, Prepared by MLA

**Year-to-December sheep slaughter**



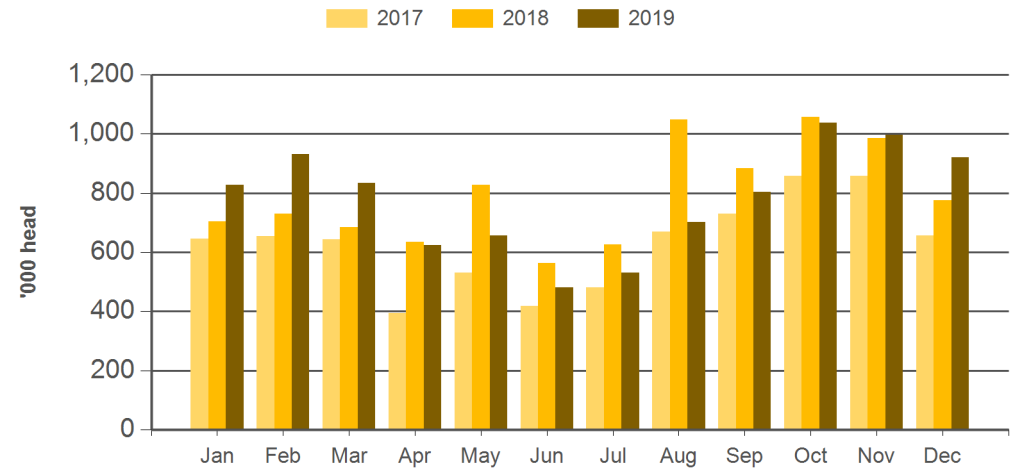
Source: ABS, Prepared by MLA

**Monthly lamb slaughter**



Source: ABS, Prepared by MLA

**Monthly sheep slaughter**



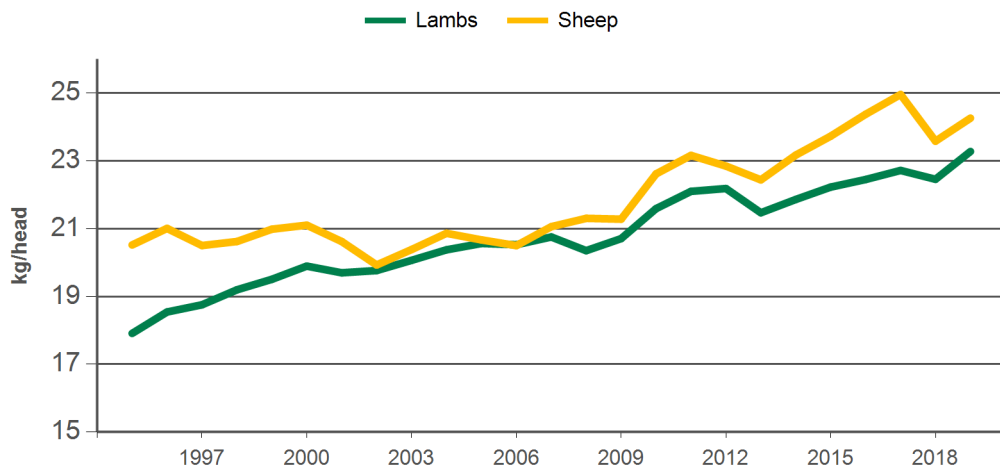
Source: ABS, Prepared by MLA

# Australian sheep slaughter and production

## Monthly supply summary

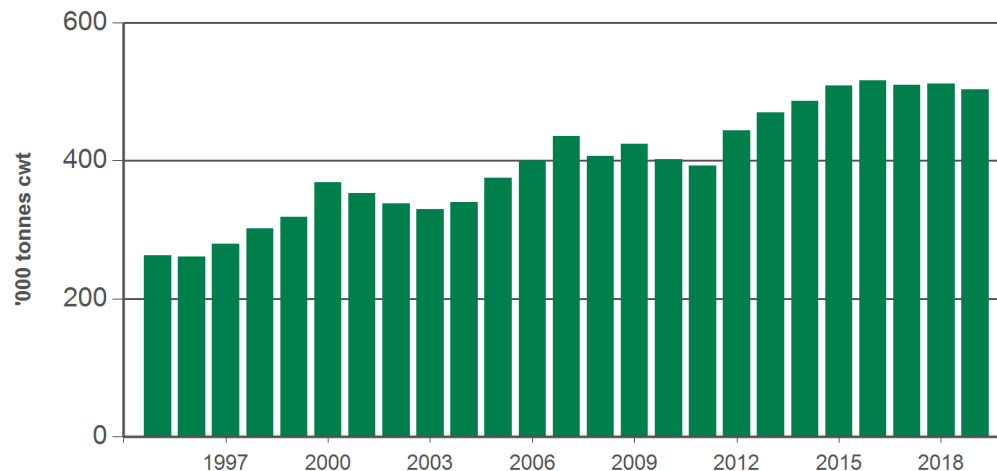
### December 2019

**Year-to-December lamb and sheep carcase weights**



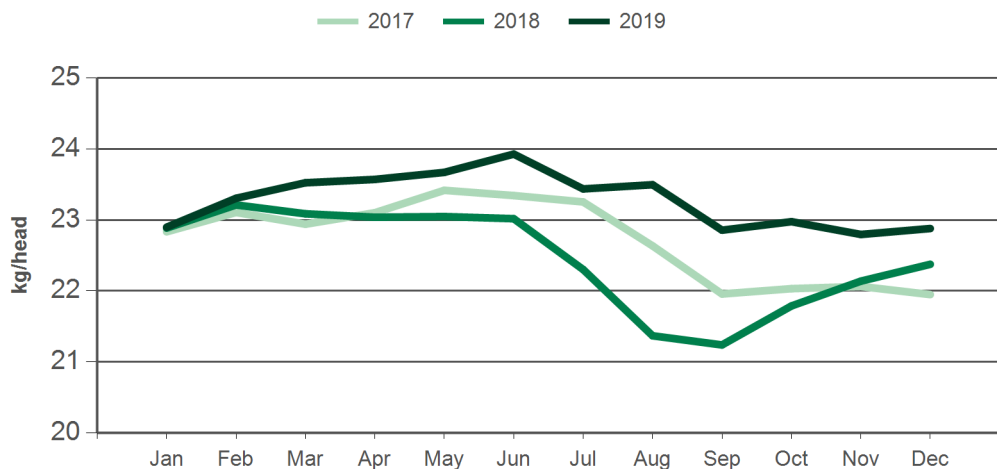
Source: ABS, Prepared by MLA

**Year-to-December lamb production**



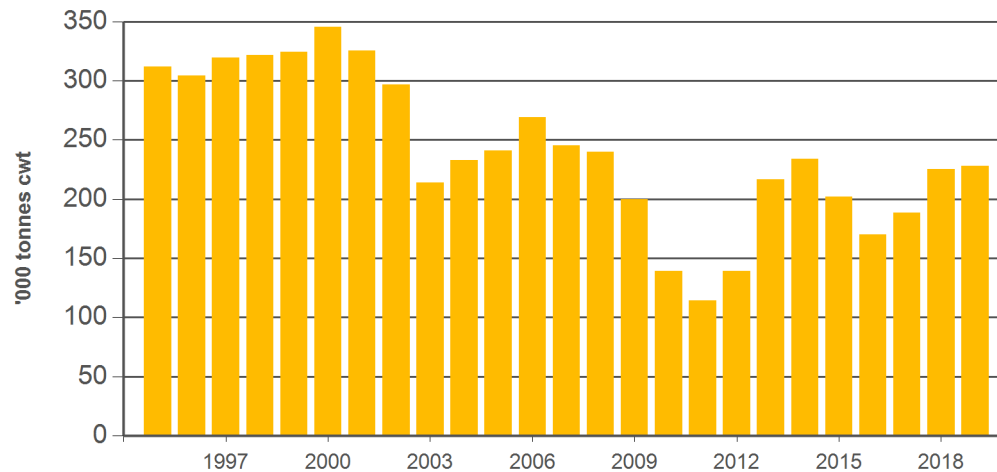
Source: ABS, Prepared by MLA

**Monthly lamb carcase weights**



Source: ABS, Prepared by MLA

**Year-to-December mutton production**



Source: ABS, Prepared by MLA