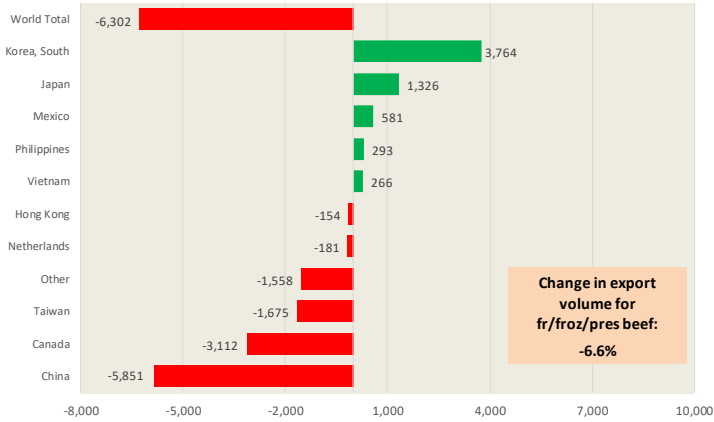


Y/Y Ch. in Dec. 22 vs. Dec 21 US Beef and Veal Export Volume

Source: USDA/FAS. Analysis by Steiner Consulting

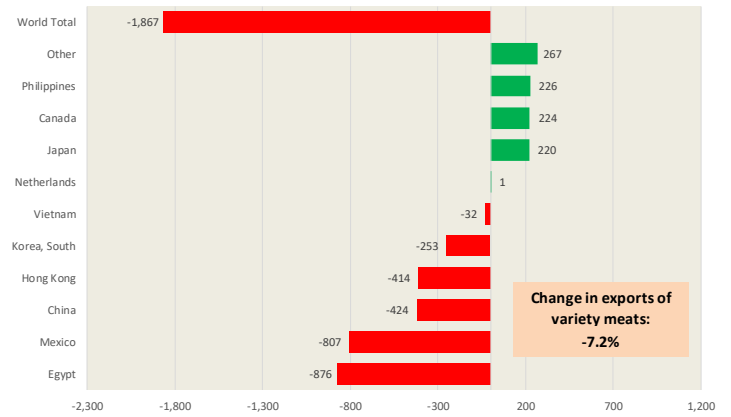
Unit: Metric Ton



Y/Y Ch. in Dec. 22 vs. Dec 21 US Beef Variety Meat Exports

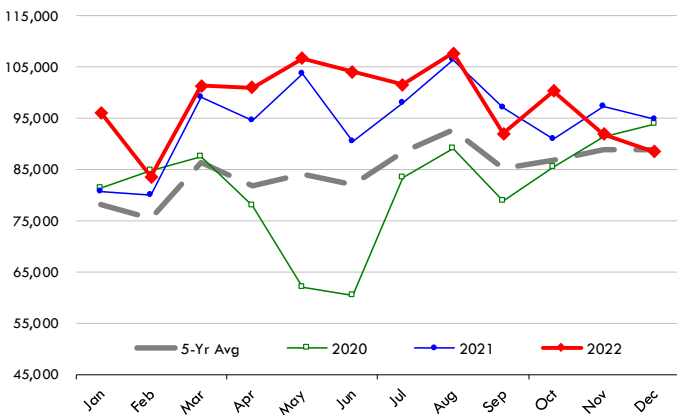
Source: USDA/FAS. Analysis by Steiner Consulting

Unit: Metric Ton



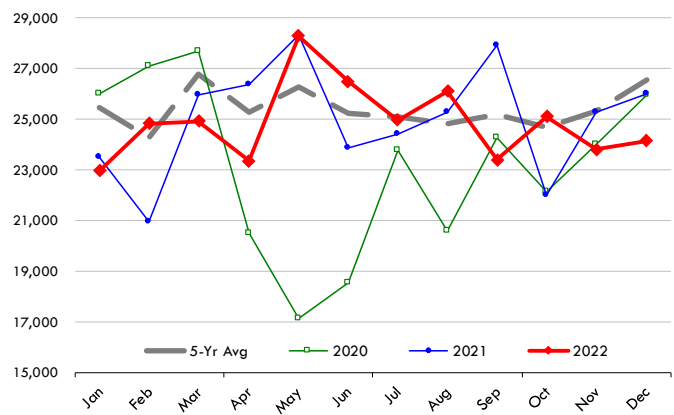
Quantity of US Exports of Fr/Frz/Pres Beef & Veal: World Total

Source: USDA/FAS. Units: Metric Ton. Analysis by: Steiner Consulting (800.526.4612)



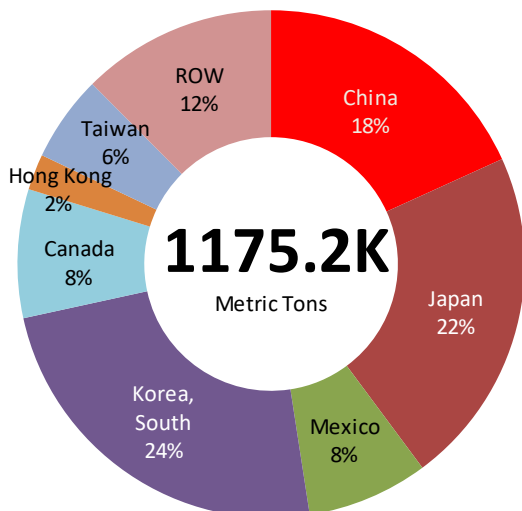
Quantity of US Exports of Variety Beef: World Total

Source: USDA/FAS. Units: Metric Ton. Analysis by: Steiner Consulting (800.526.4612)



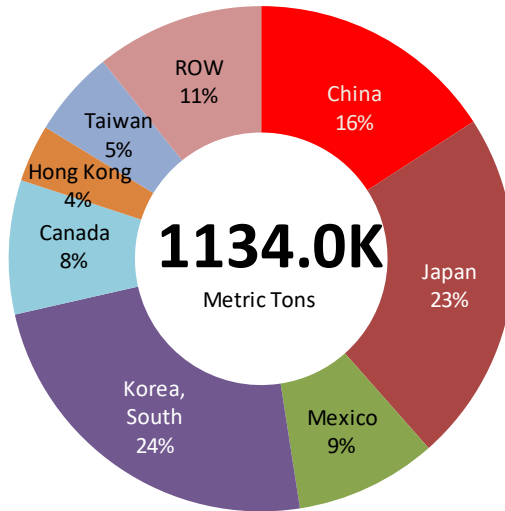
TOP MARKETS FOR US BEEF IN 2022

Total Volume and Country Shares for Period Jan - Dec 2022, MT



TOP MARKETS FOR US BEEF IN 2021

Total Volume and Country Shares for Period Jan - Dec 2021, MT

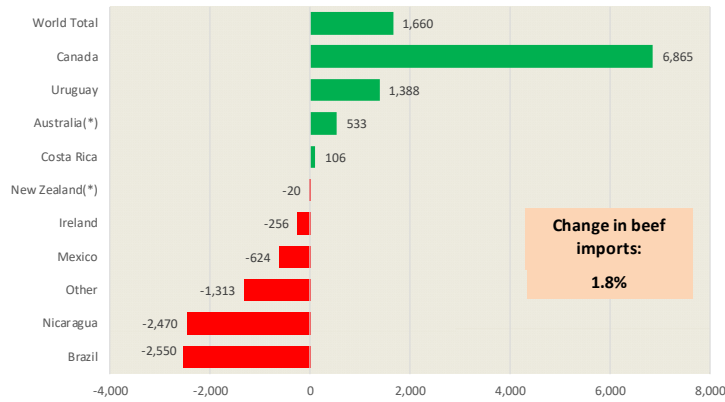


* ROW = Rest of the World

Y/Y Ch. in Dec. 22 vs. Dec 21 US Beef and Veal Imports, MT

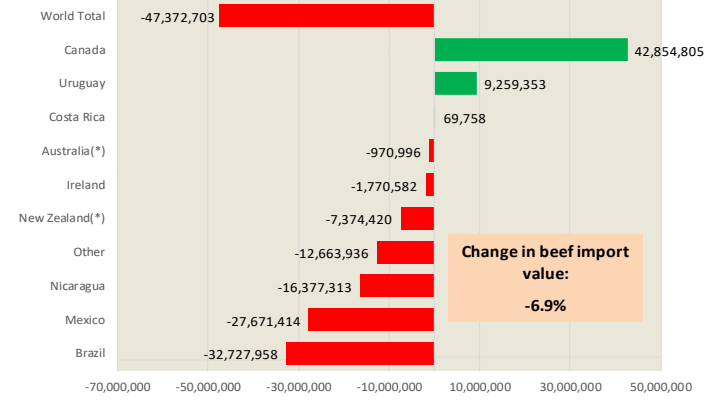
Source: USDA/FAS

Data in MT, Product Weight Basis



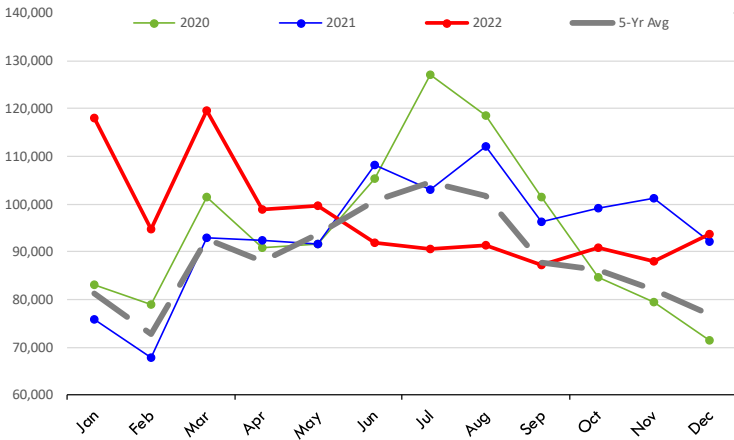
Y/Y Ch. in Dec. 22 vs. Dec 21 US Beef and Veal Imports, US \$

Source: USDA/FAS



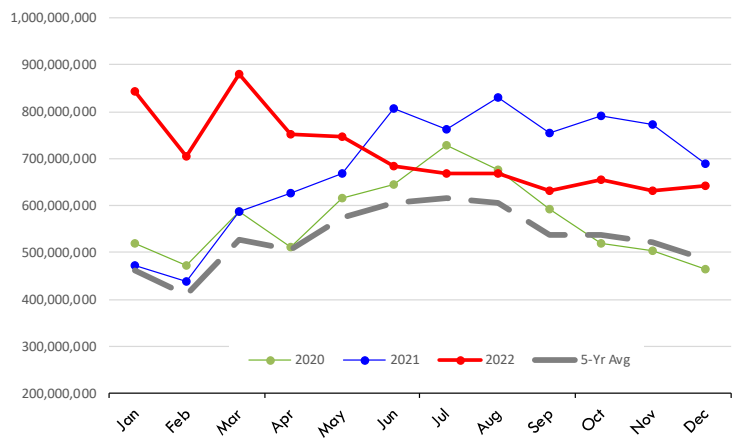
Quantity of US Imports of Fr/Frz/Pres Beef: World Total

Source: USDA/FAS. Units: Metric Ton. Analysis by: Steiner Consulting (800.526.4612)



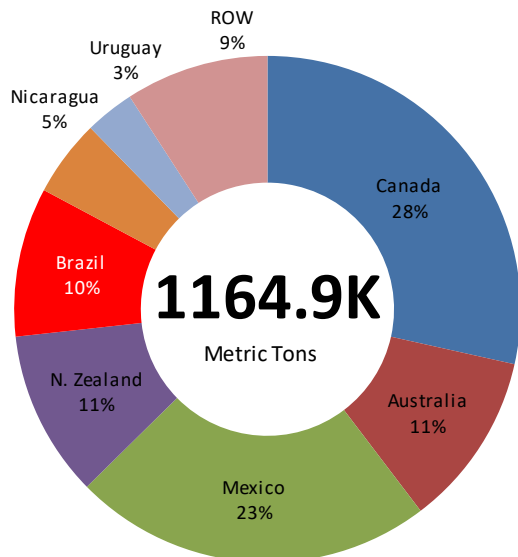
\$ Value of US Imports of Fr/Frz/Pres Beef: World Total

Source: USDA/FAS. Units: US Dollars. Analysis by: Steiner Consulting (800.526.4612)



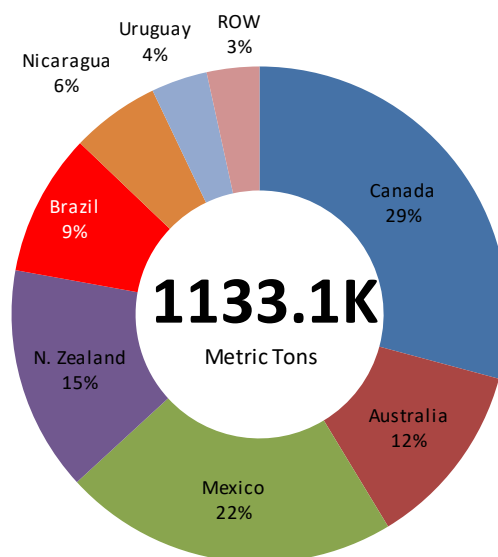
TOP IMPORTED BEEF SUPPLIERS IN 2022

Total Volume and Country Shares for Period Jan - Dec 2022, MT



TOP IMPORTED BEEF SUPPLIERS IN 2021

Total Volume and Country Shares for Period Jan - Dec 2021, MT

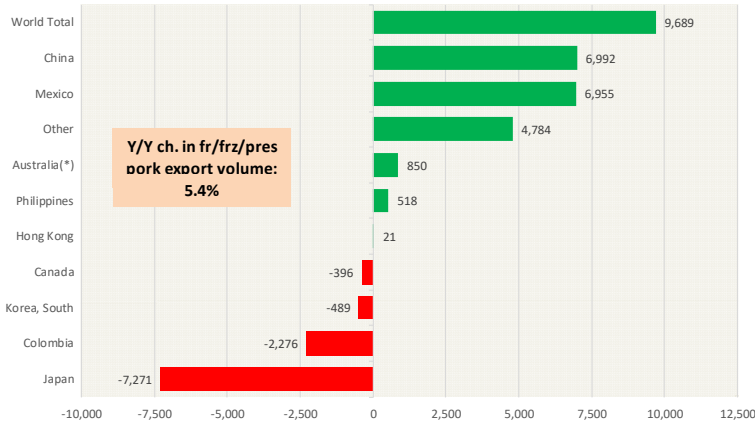


* ROW = Rest of the World

Y/Y Ch. in Dec. 22 vs. Dec 21 US Fr, Frz & Pres Pork Export Volume

Source: USDA/FAS. Analysis by Steiner Consulting

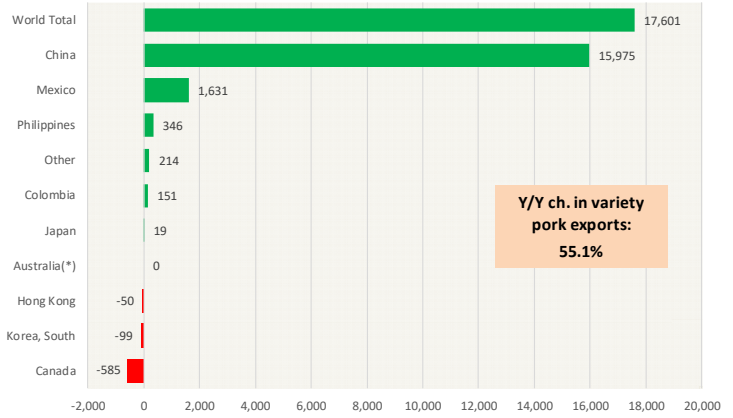
Units: Metric Tons



Y/Y Ch. in Dec. 22 vs. Dec 21 US Pork Variety Meat Exports

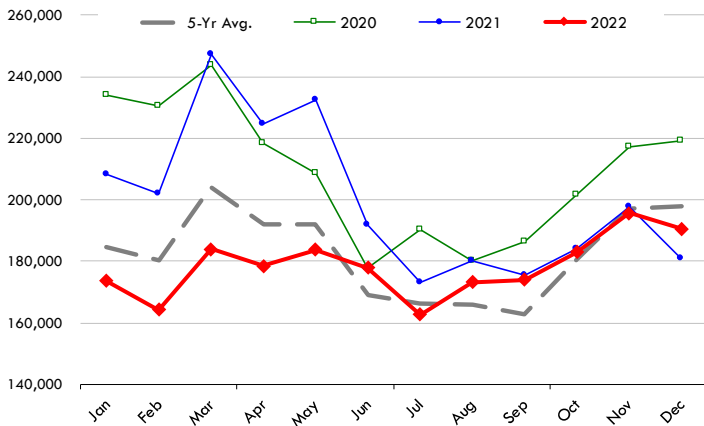
Source: USDA/FAS

Units: Metric Tons



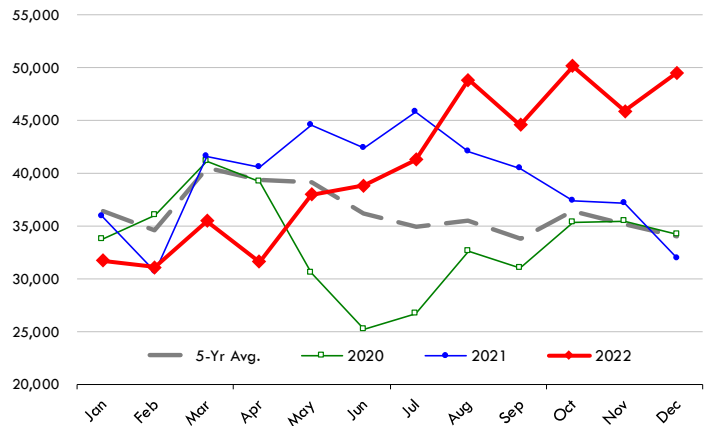
Quantity of US Exports of Fr/Frz/Cooked Pork: World Total

Source: USDA/FAS. Units: Metric Ton. Analysis by: Steiner Consulting (800.526.4612)



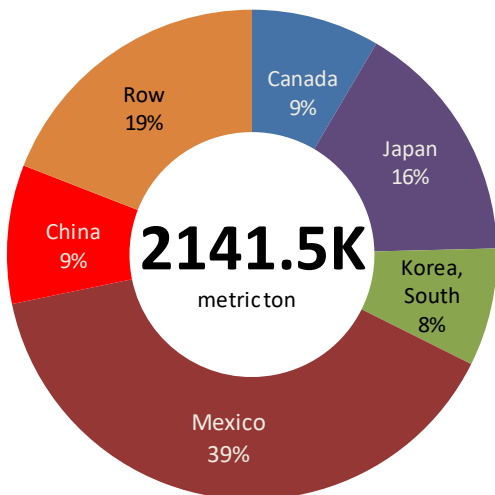
Quantity of US Exports of Pork Variety Meat: World Total

Source: USDA/FAS. Units: Metric Ton. Analysis by: Steiner Consulting (800.526.4612)



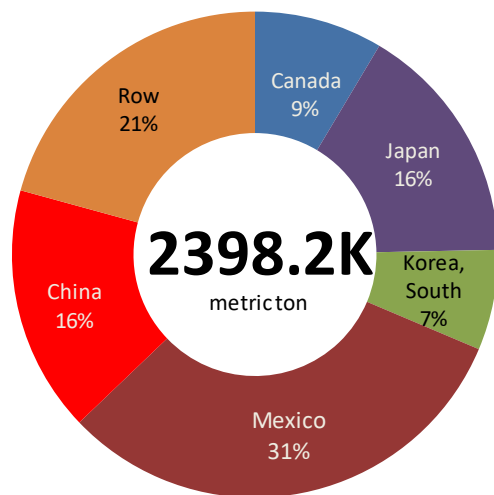
TOP MARKETS FOR US PORK IN 2022

Total Volume and Country Shares for Period Jan - Dec 2022, MT



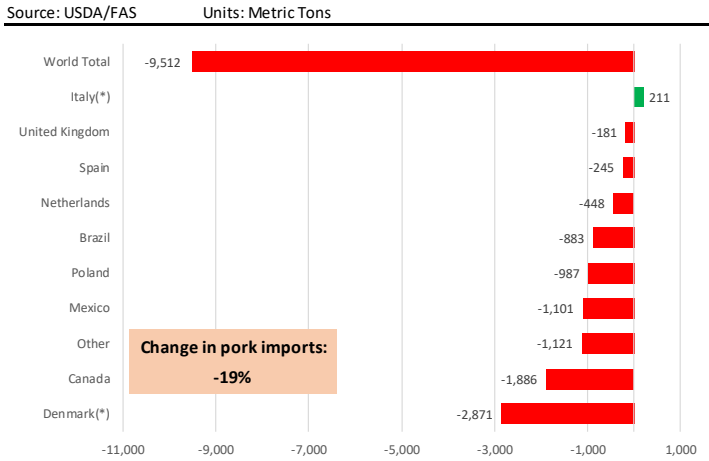
TOP MARKETS FOR US PORK IN 2021

Total Volume and Country Shares for Period Jan - Dec 2021, MT

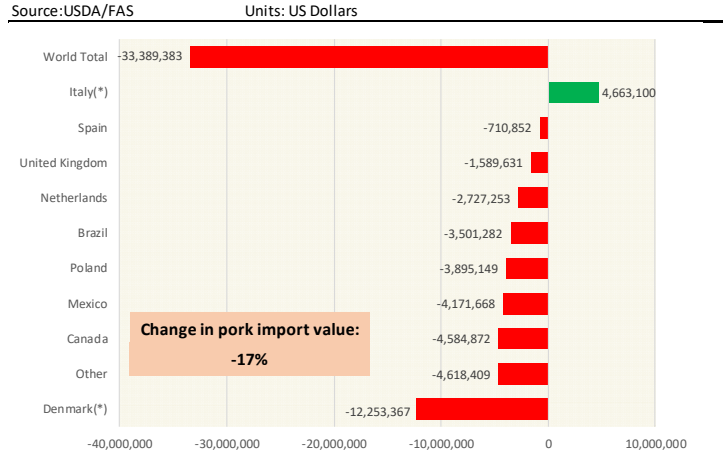


* ROW = Rest of the World

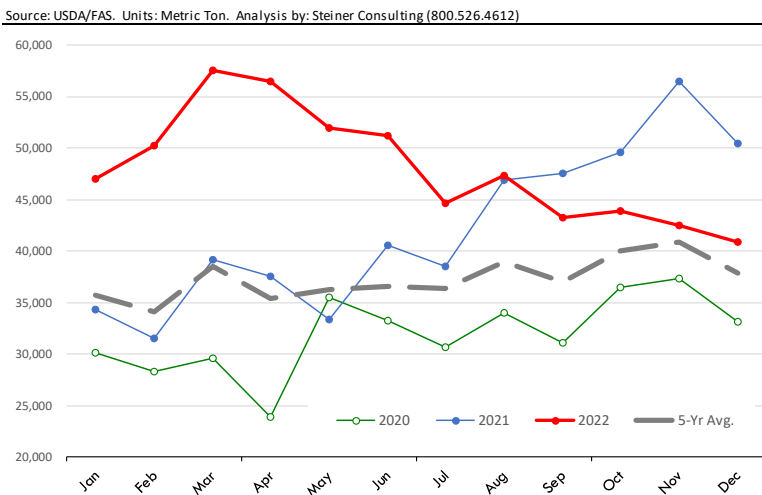
Y/Y Ch. in Dec. 22 vs. Dec 21 US Pork Imports



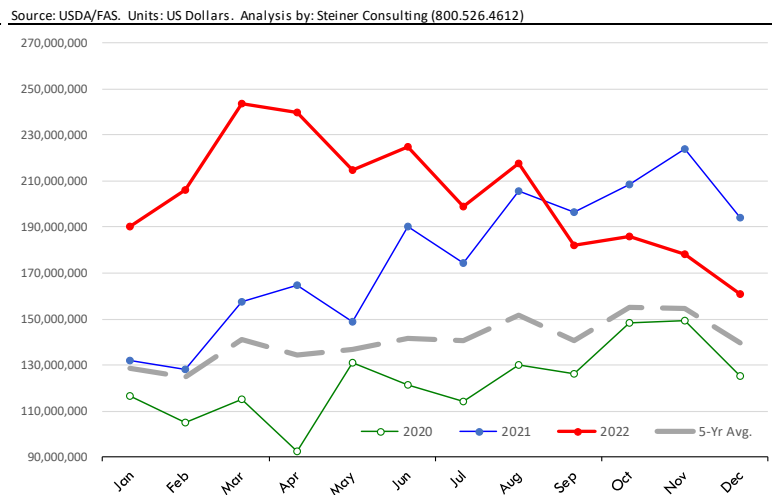
Y/Y Ch. in Dec. 22 vs. Dec 21 US Pork Imports (\$)



Quantity of US Imports of Fr/Frz/Cooked Pork: World Total

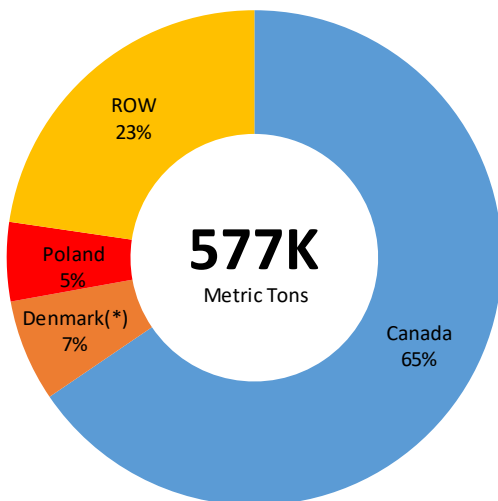


\$ Value of US Imports of Fr/Frz/Cooked Pork: World Total



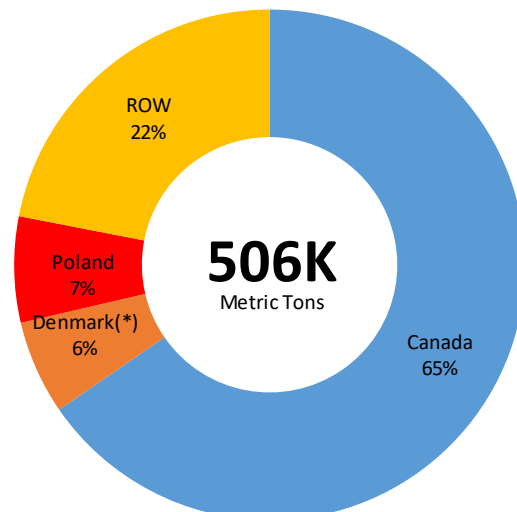
TOP IMPORT MARKETS FOR US PORK IN 2022

Total Volume and Country Shares for Period Jan - Dec 2022, MT



TOP IMPORT MARKETS FOR US PORK IN 2021

Total Volume and Country Shares for Period Jan - Dec 2021, MT

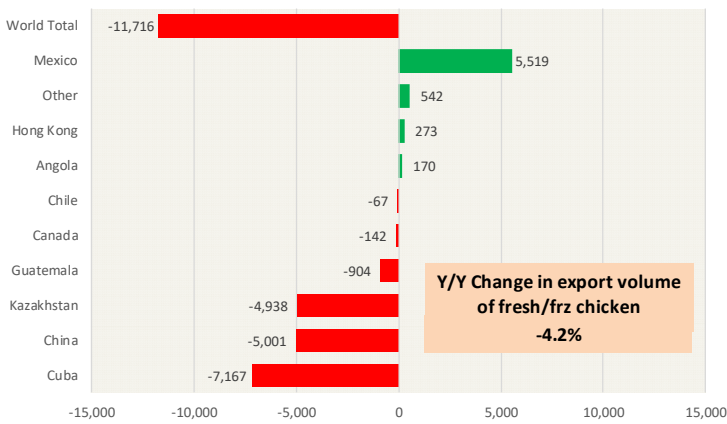


* ROW = Rest of the World

Y/Y Ch. in Dec. 22 vs. Dec 21 US Fresh/Frozen Broiler Meat Exports

Source: USDA/FAS. Analysis by Steiner Consulting

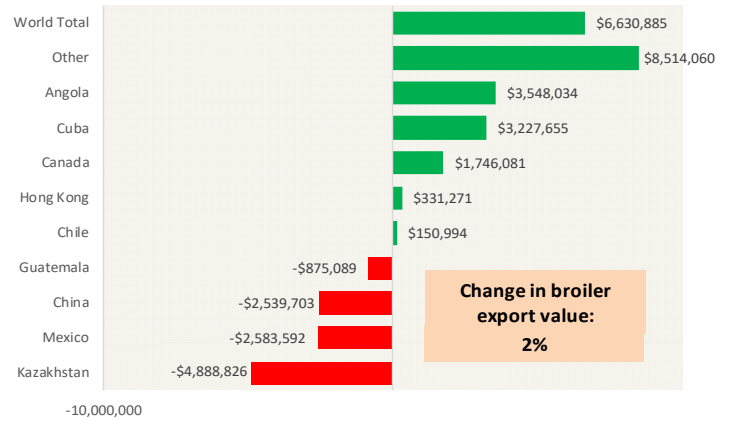
Units: Metric Tons



Y/Y Ch. in Dec. 22 vs. Dec 21 US Broiler Export Value (\$)

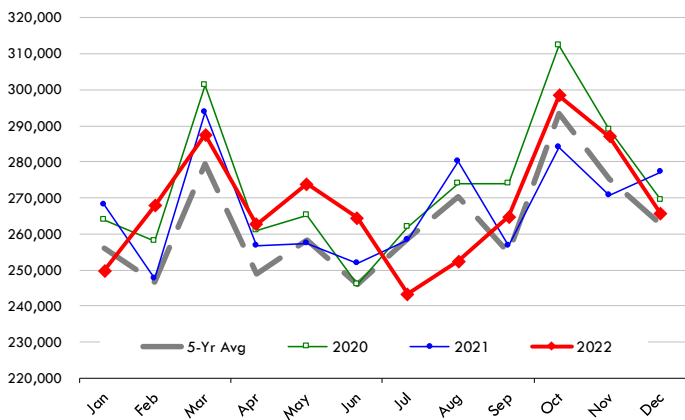
Source: USDA/FAS

Units: US \$



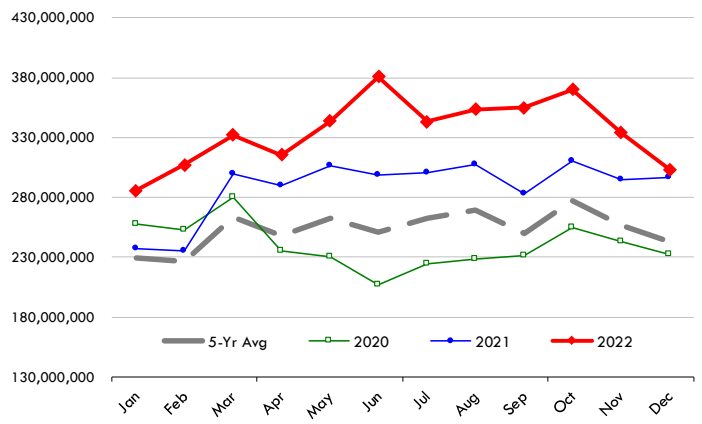
Quantity of US Exports of Fr/Frz Chicken: World Total

Source: USDA/FAS. Units: Metric Ton. Analysis by: Steiner Consulting (800.526.4612)



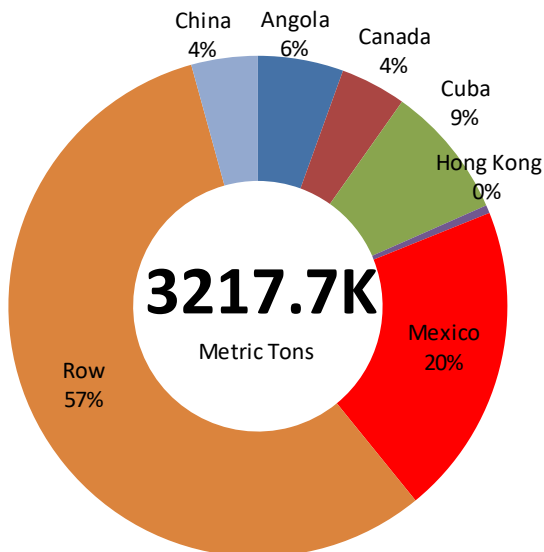
\$ Value of US Exports of Fr/Frz Chicken: World Total

Source: USDA/FAS. Units: US Dollar. Analysis by: Steiner Consulting (800.526.4612)



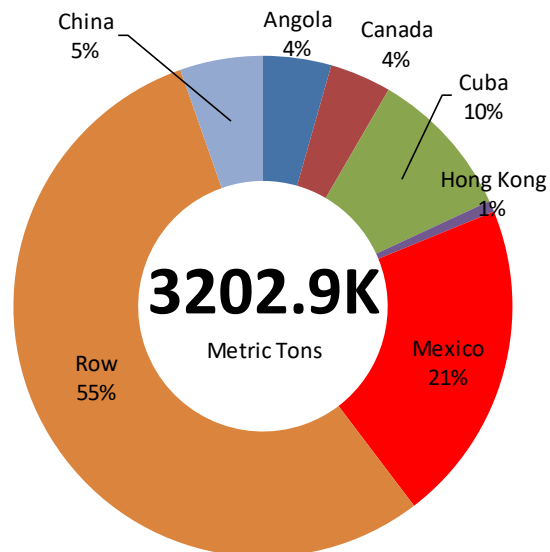
TOP MARKETS FOR US BROILERS IN 2022

Total Volume and Country Shares for Period Jan - Dec 2022, MT



TOP MARKETS FOR US BROILERS IN 2021

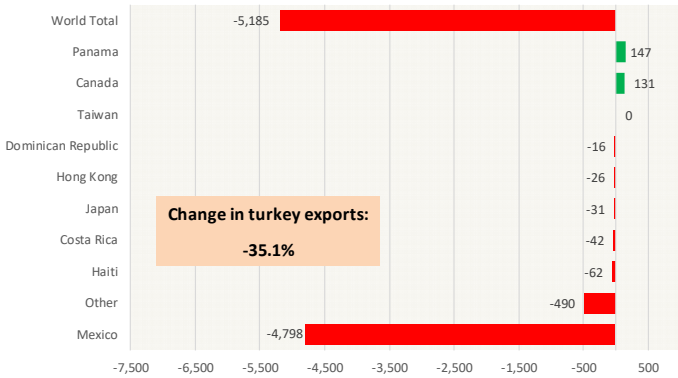
Total Volume and Country Shares for Period Jan - Dec 2021, MT



* ROW = Rest of the World

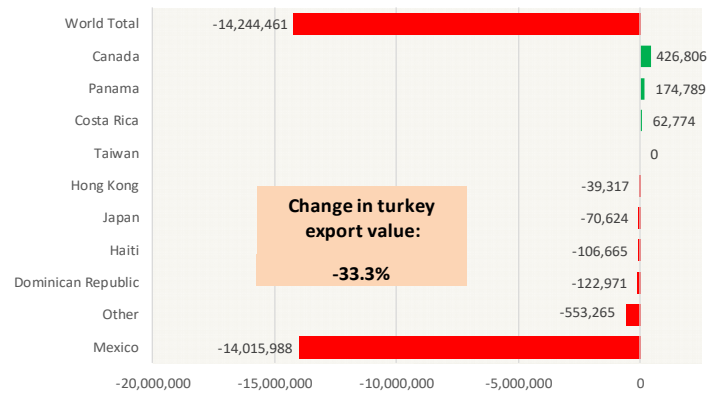
Y/Y Ch. in Dec. 22 vs. Dec 21 US Turkey Exports

Source: USDA/FAS Units: Metric Tons



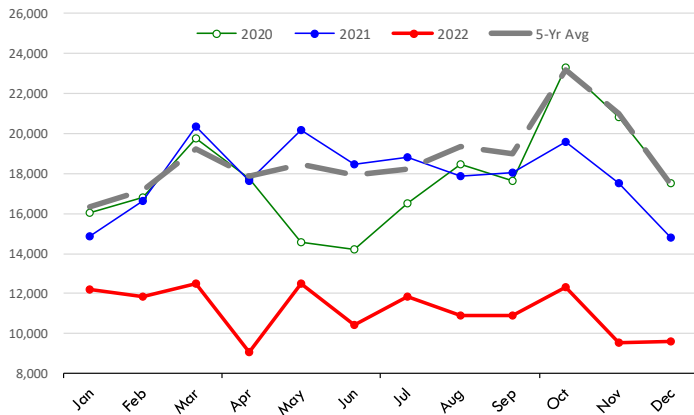
Y/Y Ch. in Dec. 22 vs. Dec 21 US Turkey Export Value (\$)

Source: USDA/FAS Units: US Dollars



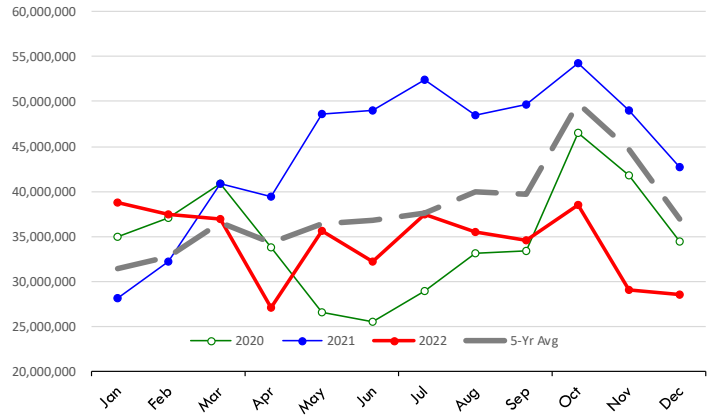
Quantity of US Exports of Fr/Frz Turkey: World Total

Source: USDA/FAS. Units: Metric Ton. Analysis by: Steiner Consulting (800.526.4612)



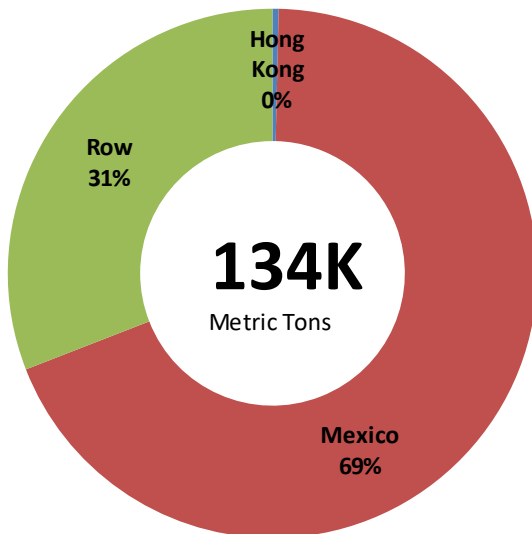
\$ Value of US Exports of Fr/Frz Turkey Export Value: World Total

Source: USDA/FAS. Units: US Dollars. Analysis by: Steiner Consulting (800.526.4612)



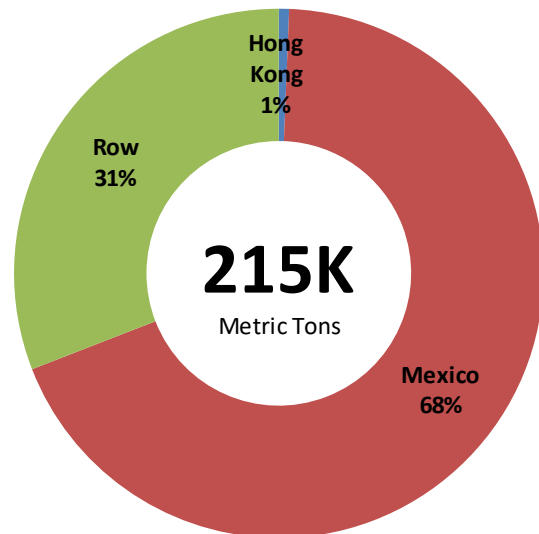
TOP MARKETS FOR US TURKEY IN 2022

Total Volume and Country Shares for Period Jan - Dec 2022, MT



TOP MARKETS FOR US TURKEY IN 2021

Total Volume and Country Shares for Period Jan - Dec 2021, MT



* ROW = Rest of the World

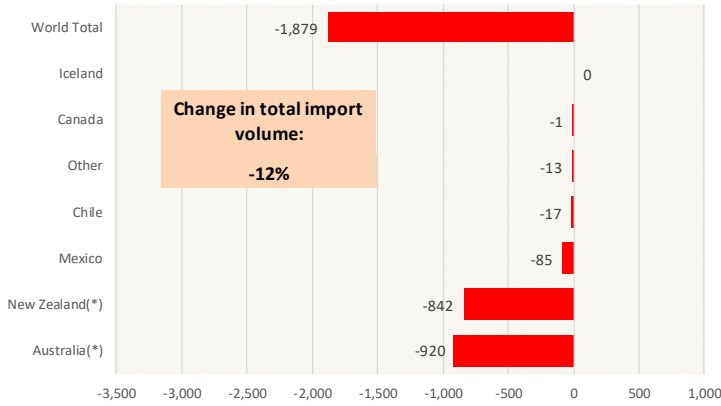
Lamb Imports

December Update

Data released and report prepared on February 7, 2023

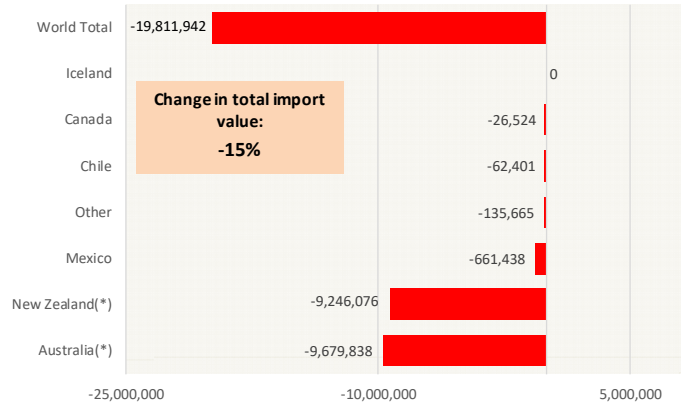
Y/Y Ch. in Dec. 22 vs. Dec. 21 US Mutton, Goat, Lamb Imports

Source: USDA/FAS Units: Metric Tons



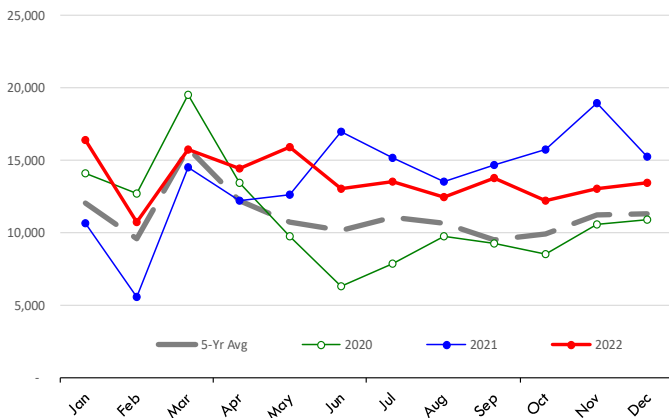
Y/Y Ch. in Dec. 22 vs. Dec. 21 US Mutton, Goat, Lamb Import Value (\$)

Source: USDA/FAS Units: US Dollars



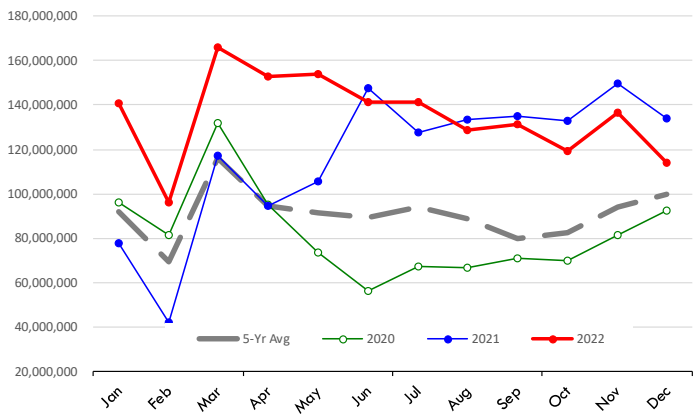
Quantity of US Imports of Fr/Frz Mutton, Goat, Lamb: World Total

Source: USDA/FAS. Units: Metric Ton. Analysis by: Steiner Consulting (800.526.4612)



\$ Value of US Imports of Fr/Frz Mutton, Goat, Lamb: World Total

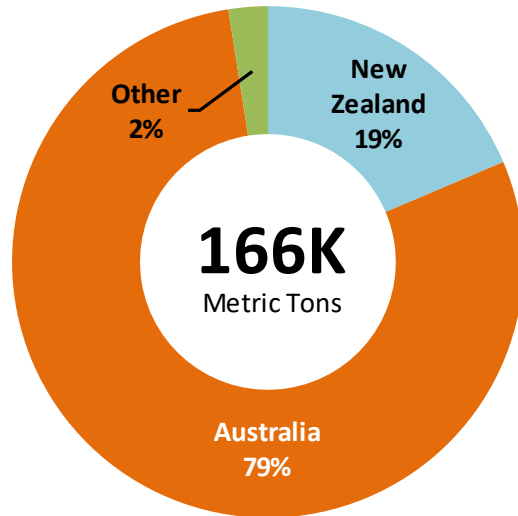
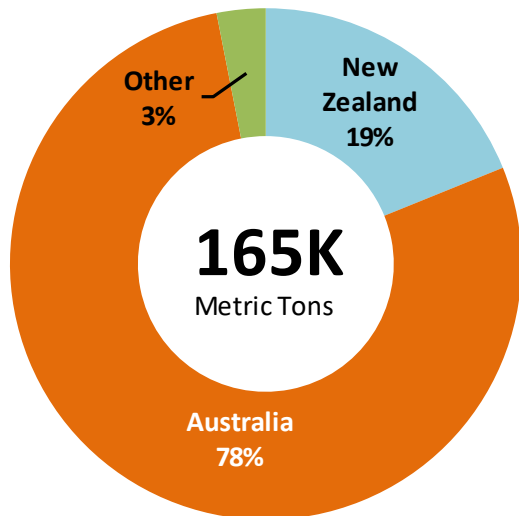
Source: USDA/FAS. Units: US Dollars. Analysis by: Steiner Consulting (800.526.4612)



TOP US LAMB IMPORT MARKETS IN 2022 TOP US LAMB IMPORT MARKETS IN 2021

Total Volume and Country Shares for Period Jan - Dec 2022, MT

Total Volume and Country Shares for Period Jan - Dec 2021, MT



* ROW = Rest of the World

* Data includes Mutton, Goat, and Lamb