

#### 12-months ending June

Volume (tonnes swt)	Chilled		Frozen		Total	
	12-months ending June	Y-O-Y % chg.	12-months ending June	Y-O-Y % chg.	12-months ending June	Y-O-Y % chg.
Total	5,115	-17	9,217	9	14,332	-2
Lamb	5,009	-18	5,334	19	10,343	-3
Mutton	106	54	3,884	-3	3,989	-2

#### Calendar year-to-June

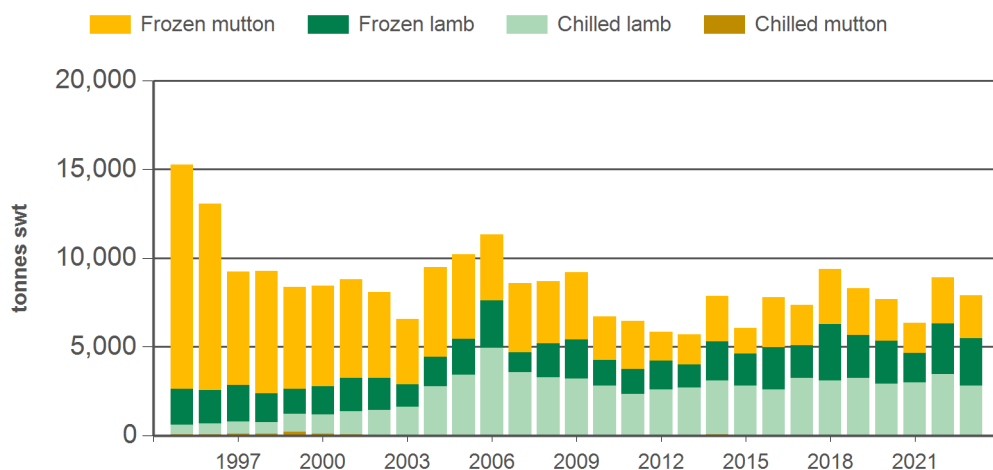
Chilled		Frozen		Total	
2023 YTD	Y-O-Y % chg.	2023 YTD	Y-O-Y % chg.	2023 YTD	Y-O-Y % chg.
2,812	-19	5,108	-6	7,921	-11
2,759	-20	2,676	-6	5,434	-13
54	27	2,433	-7	2,486	-6

#### Month of June

Chilled			Frozen			Total		
2023 June	M-O-M % chg.	Y-O-Y % chg.	2023 June	M-O-M % chg.	Y-O-Y % chg.	2023 June	M-O-M % chg.	Y-O-Y % chg.
522	-12	-29	879	1	12	1,400	-4	-8
517	-11	-29	509	-12	-5	1,026	-11	-19
4	-64	-52	370	27	49	374	24	45

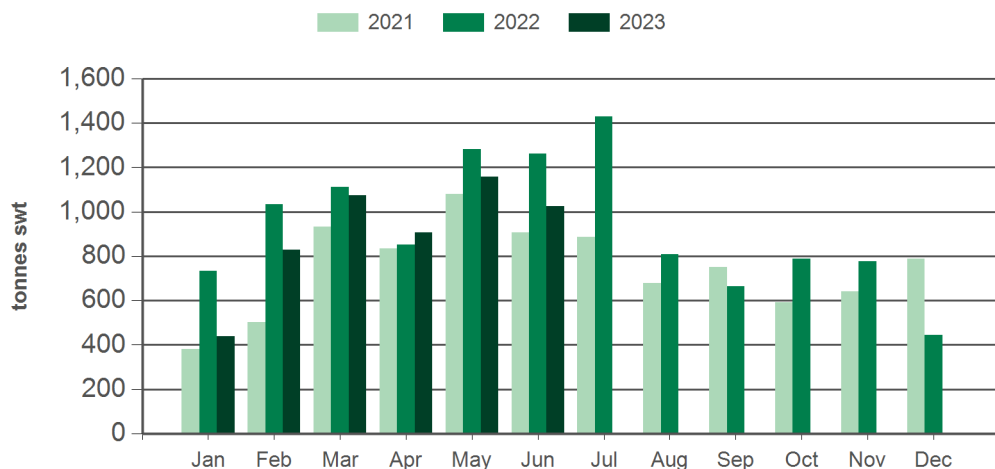
Source: DAWR. YTD = Calendar year-to-June. Y-O-Y = Year-on-year. M-O-M = Month-on-month. SWT = Shipped weight. For further information email [globalindustryinsights@mla.com.au](mailto:globalindustryinsights@mla.com.au).

#### Year-to-June sheepmeat exports to Japan



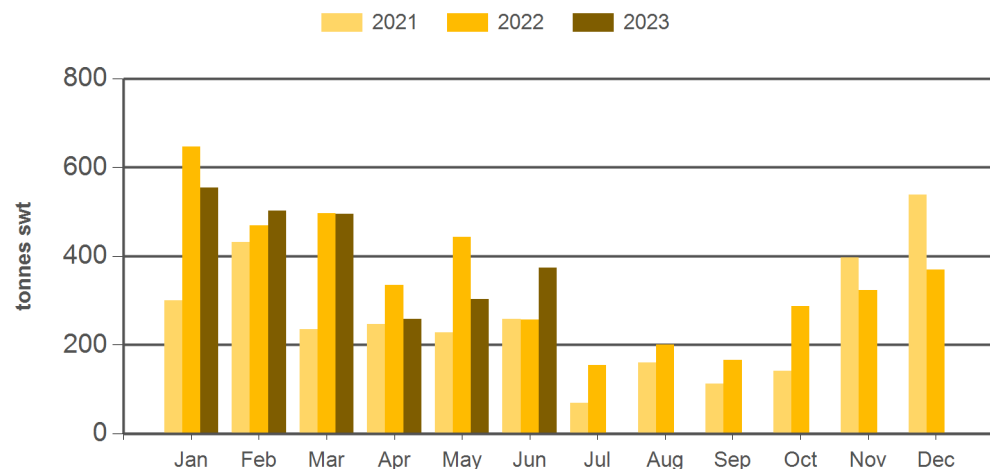
Source: DAWR, Prepared by MLA

**Monthly lamb exports to Japan**



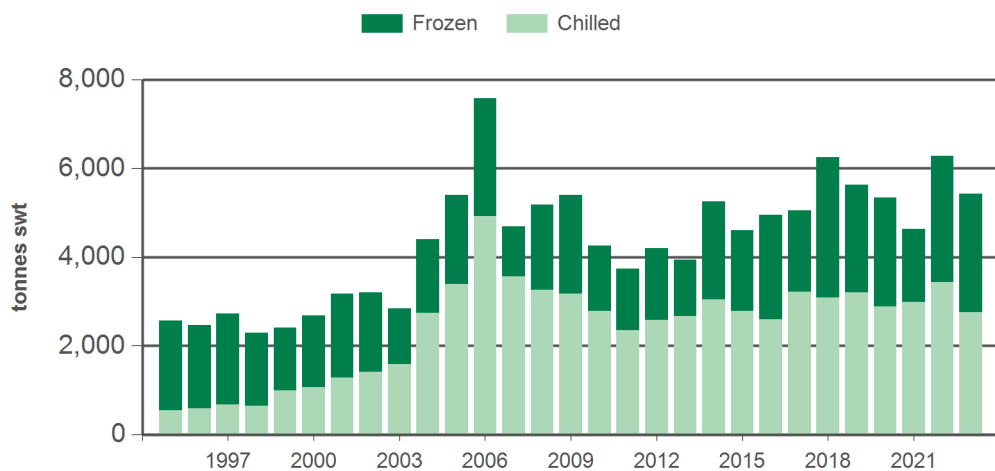
Source: DAWR, Prepared by MLA

**Monthly mutton exports to Japan**



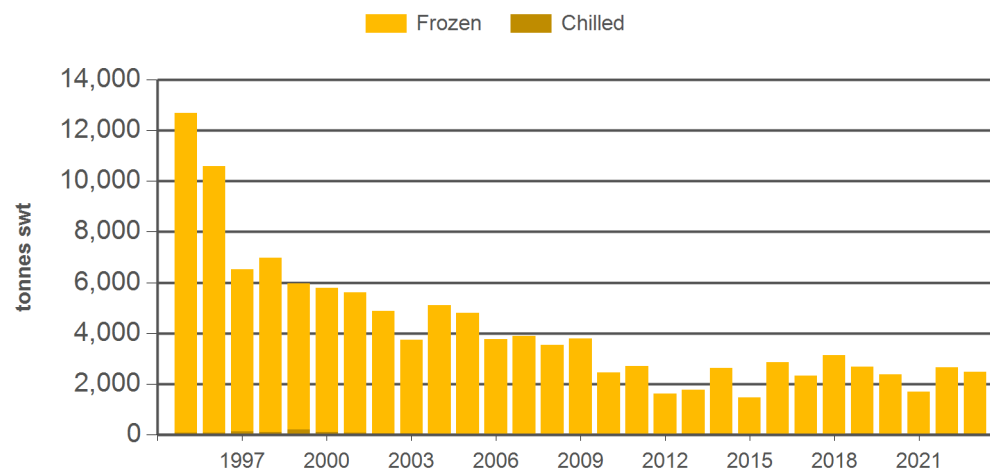
Source: DAWR, Prepared by MLA

**Year-to-June lamb exports to Japan**



Source: DAWR, Prepared by MLA

**Year-to-June mutton exports to Japan**



Source: DAWR, Prepared by MLA

#### Historical sheepmeat exports - Calendar year totals

Volume (tonnes swt)	2008	2009	2010	2011	2012	2013	2014	2015	2016	2017	2018	2019	2020	2021	2022	2023 YTD	Y-O-Y % chg.
Total	16,962	13,939	11,474	11,885	10,851	11,484	15,243	11,711	13,222	12,820	15,292	14,398	13,247	12,092	15,334	7,921	-11
Lamb	9,876	8,338	7,689	7,381	7,687	7,697	10,127	7,977	8,640	8,345	9,988	9,940	9,249	8,974	11,183	5,434	-13
Mutton	7,086	5,602	3,785	4,505	3,164	3,787	5,116	3,733	4,582	4,475	5,304	4,457	3,998	3,119	4,151	2,486	-6

Source: DAWR. YTD = Calendar year-to-June. SWT = Shipped weight. For further information email [globalindustryinsights@mla.com.au](mailto:globalindustryinsights@mla.com.au).

#### NEED MORE INFORMATION?



Click here for further prices and market information:  
<http://www.mla.com.au/prices-markets>



To download all historical data, click here to access MLA's statistics database:  
<http://statistics.mla.com.au>



Email [marketinfo@mla.com.au](mailto:marketinfo@mla.com.au) to subscribe to this or any other of MLA's market information reports