

12-months ending June

Volume (tonnes swt)	Chilled		Frozen		Total	
	12-months ending June	Y-O-Y % chg.	12-months ending June	Y-O-Y % chg.	12-months ending June	Y-O-Y % chg.
Total	9,515	34	18,516	57	28,032	48
Lamb	9,515	34	16,088	67	25,603	53
Mutton	-		2,428	13	2,428	13

Calendar year-to-June

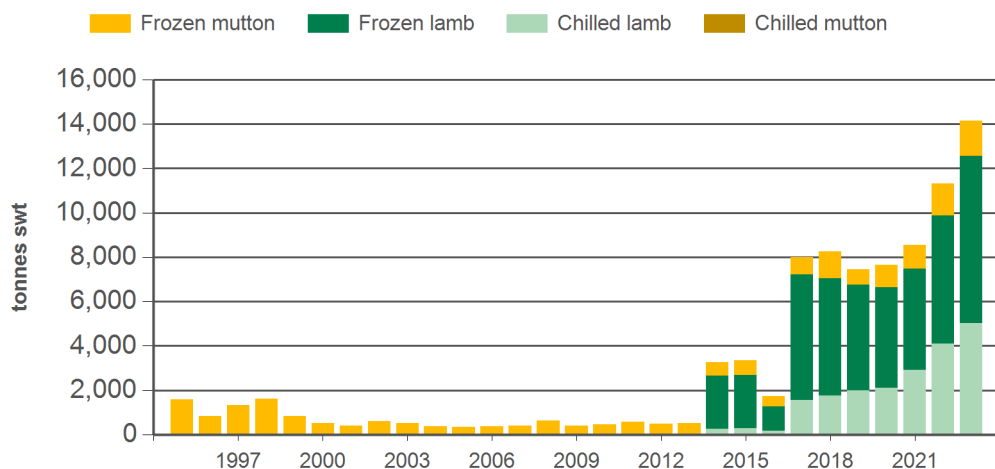
Chilled		Frozen		Total	
2023 YTD	Y-O-Y % chg.	2023 YTD	Y-O-Y % chg.	2023 YTD	Y-O-Y % chg.
5,014	22	9,136	27	14,150	25
5,014	22	7,554	31	12,568	27
-	-	1,582	9	1,582	9

Month of June

Chilled			Frozen			Total		
2023 June	M-O-M % chg.	Y-O-Y % chg.	2023 June	M-O-M % chg.	Y-O-Y % chg.	2023 June	M-O-M % chg.	Y-O-Y % chg.
906	-7	-2	1,473	-9	2	2,379	-8	-
906	-7	-2	1,310	12	1	2,217	4	-
-	-	-	163	-65	8	163	-65	8

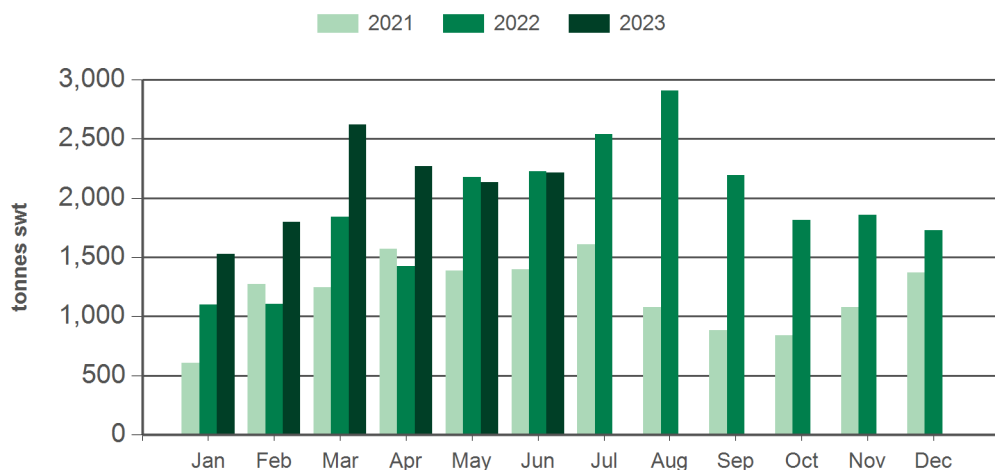
Source: DAWR. YTD = Calendar year-to-June. Y-O-Y = Year-on-year. M-O-M = Month-on-month. SWT = Shipped weight. For further information email globalindustryinsights@mla.com.au.

Year-to-June sheepmeat exports to Korea



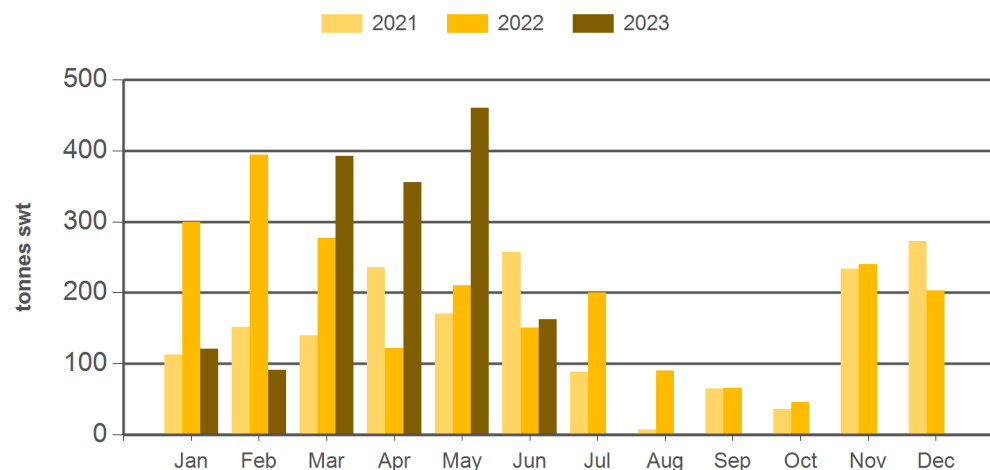
Source: DAWR, Prepared by MLA

Monthly lamb exports to Korea



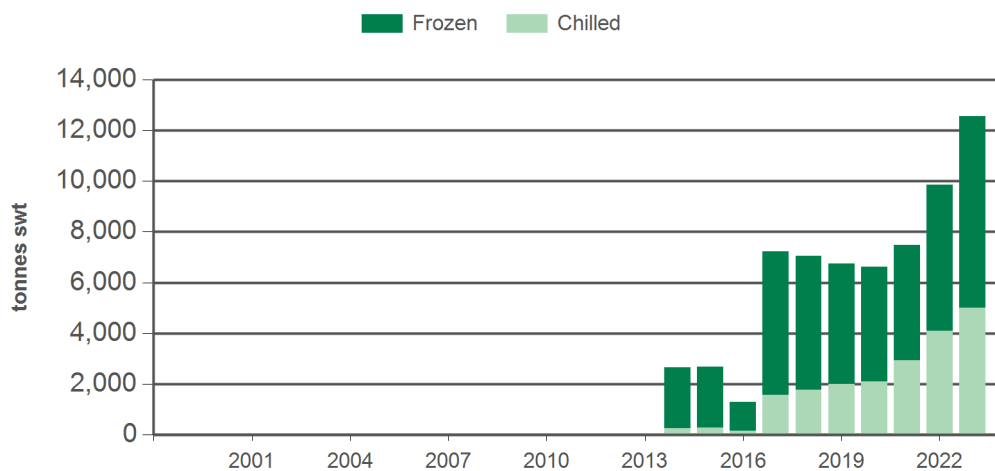
Source: DAWR, Prepared by MLA

Monthly mutton exports to Korea



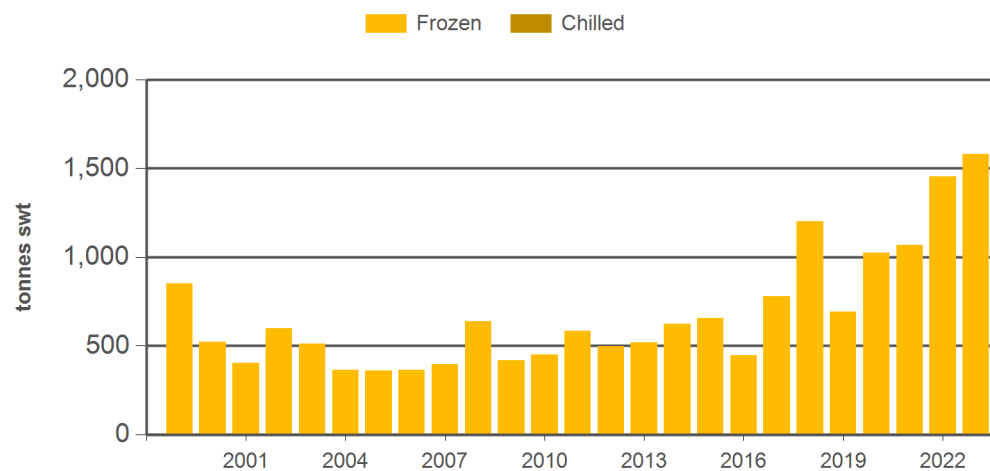
Source: DAWR, Prepared by MLA

Year-to-June lamb exports to Korea



Source: DAWR, Prepared by MLA

Year-to-June mutton exports to Korea



Source: DAWR, Prepared by MLA

Historical sheepmeat exports - Calendar year totals

Volume (tonnes swt)	2008	2009	2010	2011	2012	2013	2014	2015	2016	2017	2018	2019	2020	2021	2022	2023 YTD	Y-O-Y % chg.
Total	1,181	703	973	972	950	991	6,114	6,126	1,723	14,235	16,172	15,059	16,275	16,104	25,202	14,150	25
Lamb	0	0	0	0	0	0	4,837	4,829	1,277	12,777	14,076	13,230	14,616	14,334	22,901	12,568	27
Mutton	1,181	703	973	972	950	991	1,277	1,298	447	1,458	2,096	1,829	1,659	1,771	2,300	1,582	9

Source: DAWR. YTD = Calendar year-to-June. SWT = Shipped weight. For further information email globalindustryinsights@mla.com.au.

NEED MORE INFORMATION?



Click here for further prices and market information:
<http://www.mla.com.au/prices-markets>



To download all historical data, click here to access MLA's statistics database:
<http://statistics.mla.com.au>



Email marketinfo@mla.com.au to subscribe to this or any other of MLA's market information reports