

final report

Project code: B.GFB.1738

Prepared by: Liz Allen
Forest Park Pastoral Company Pty Ltd

Date published: 08 January 2019

PUBLISHED BY
Meat and Livestock Australia Limited
Locked Bag 1961
NORTH SYDNEY NSW 2059

Supporting the EDGENetwork in effective delivery

Meat & Livestock Australia acknowledges the matching funds provided by the Australian Government to support the research and development detailed in this publication.

This publication is published by Meat & Livestock Australia Limited ABN 39 081 678 364 (MLA). Care is taken to ensure the accuracy of the information contained in this publication. However MLA cannot accept responsibility for the accuracy or completeness of the information or opinions contained in the publication. You should make your own enquiries before making decisions concerning your interests. Reproduction in whole or in part of this publication is prohibited without prior written consent of MLA.

Executive summary

MLA's EDGENetwork® (EDGE) offers professional and practical learning opportunities to help beef, sheep and goat producers gain knowledge and develop skills necessary to improve their livestock enterprises.

The EDGE workshops were developed by industry specialists and tested by producers to guarantee their quality and relevance. They are the main avenue for the delivery of Research and Development (R&D) outcomes in northern Australia. The educational and informative format encourages producers to expand their current expertise, learn new skills, be motivated by other producers and access the latest information that will contribute to effective practice change in their business.

This project was designed to support MLA in the effective and efficient delivery and evaluation of its suite of EDGENetwork workshops through 2017 and 2018. Highlights include:

- the evaluation of 65 individual EDGE workshops
- the production of four Quarterly EDGE Evaluation Reports and two Annual EDGE Evaluation Reports
- the creation of a Master EDGE Workshop Register incorporating 169 workshops planned since 2012
- the creation of a Master EDGE Participant Database incorporating contacts for over 1,190 people who have attended an EDGE workshop since 2012
- the creation and/or updates of over 50 EDGE technical and support documents and their maintenance in DropBox
- regular and ongoing contact with over 20 EDGE deliverers and administration staff to support them in the delivery of EDGE.

Table of contents

1	Background.....	4
2	Project objectives.....	4
2.1	Purpose and description	4
2.2	Objectives	5
3	Results.....	7
3.1	Monitoring and evaluation (Objective 1)	7
3.2	EDGE Workshop Register (Objective 2)	7
3.3	Centralised and accessible location for EDGE materials (Objective 3).....	8
3.4	Develop an EDGE participant database (Objective 4)	9
3.5	Provide feedback to MLA on MER issues (Objectives 5, 6, 7)	10
3.6	Produce an annual EDGENetwork report (Objective 8).....	10
3.7	Be port of call for enquiries (Objectives 9 and 10)	12
3.8	Liaise with PGS coordinators (Objective 11).....	12
4	Conclusion	13
5	Appendix	14
5.1	Sample Individual Workshop Evaluation Report	14
5.2	Sample Quarterly Report	20
5.3	Screen shot of the MASTER EDGE Workshop Register 2012 to 2018.12	23
5.4	Screen shot of the Nutrition EDGE folder in DropBox.....	24

1 Background

The EDGENetwork (EDGE) offers practical learning opportunities to help beef cattle and sheep producers (primarily in northern Australia) gain knowledge and develop skills necessary to improve their livestock enterprises. These training courses are primary vehicles for delivering key research and development messages, technologies and tools to industry. There are currently five EDGE training packages delivered by Meat & Livestock (MLA) – accredited public and private sector extension providers: Grazing fundamentals EDGE, Breeding EDGE, Business EDGE, Nutrition EDGE and Grazing Land Management (GLM) EDGE.

2 Project objectives

2.1 Purpose and description

This project will support the EDGENetwork in effective and efficient delivery and evaluation of the suite of workshops which contributes to MLA achieving its Adoption KPI's.

The EDGENetwork (EDGE) offers practical learning opportunities to help beef cattle, goat and sheep producers (primarily in northern Australia) gain knowledge and develop skills necessary to improve their livestock enterprises. These training workshops are primary vehicles for delivering key research and development messages, technologies and tools to industry in the north.

There are currently five EDGE training packages delivered by Meat and Livestock (MLA) – Breeding EDGE, Business EDGE, Grazing land management (GLM) EDGE, Nutrition EDGE and Grazing Fundamentals. These packages have been delivered successfully for over ten years.

In 2015/2016, 99% of attendees said they plan to make changes to their business as a direct result of attending the EDGE workshops and when asked "Overall, how satisfied are you with this workshop?" they scored an average of 9.2 out of 10.

The EDGENetwork workshops operate as 'Category B' events (Influence and Motivate) in the MLA Adoption Strategy and will play a key role as feeder activity's into PGS especially in the north, either as workshops or modules. Module delivery will ensure producers have greater access to MLA R&D outcomes which will assist them to measure, monitor and analyse data critical to business decision making which will increase productivity and profitability.

EDGE is delivered as a commercial product by approved deliverers. By having, a suite of 1, 2 and 3-day EDGE workshops and modules available, approved service providers will have a greater opportunity to design delivery, which suits producer needs. Demand for EDGE materials will increase due to its availability in modules as well as workshops. For example, EDGE material will be delivered at MLA BeefUp Forums, Grazing BMP (extension program delivered under the Fitzroy Basin Association, DAF and AgForce partnership) and as a specific feeder workshop for PGS.

E.IFL.1302 Review and Update of FutureBeef Extension training packages was approved to update the technical content in the Breeding EDGE, GLM EDGE and Nutrition EDGE packages and identify gaps. E.IFL. 1302 delivered technical content updates, a new Grazing Fundamentals one day

workshop and made 64 recommendations in relation to further EDGENetwork requirements. These recommendations included:

- Management of administrative processes such as M&E and participant data capture, also M&E analysis and communication to assist with effective and efficient delivery of the EDGENetwork and for reporting purposes.
- Centralised, easily accessible location for all EDGE workshop materials and tools.

Many of the recommendations from E.IFL.1302 are due to the reduction of resources in the northern Agricultural Government Departments. This has led to the withdrawal of previous in-kind administrative and coordination support to assist staff in delivering the EDGENetwork. An increase of single operator private service providers delivering EDGENetwork has occurred over the past four years. These operators also lack the capacity to provide administrative and coordination to deliver EDGENetwork.

The EDGENetwork is the main delivery mechanism for MLA R&D in the north and is currently viewed as the main avenue for producers to feed into the PGS program. It is therefore very important for MLA to provide the necessary support to ensure the effective and efficient delivery of the EDGENetwork.

This is a support project for the EDGENetwork. The EDGE Network will assist in achieving the following MLA Adoption Strategy KPI's:

- Engage at least 25% of producers in program initiatives, including at least 5,000 in influence activities.
- On average, participating producers achieve a 75% knowledge and skills improvement score.

A total of 2,000 producers will attend an EDGE workshop between 2016 and the end of 2020. 90% of producers and advisors engaged have a gain of greater than 20% in knowledge and skills in practice area. 75% of participants engaging in EDGE activities have taken a specific action as a result of their participation. 33% of participants have made a change in practice in their enterprise as a result of their participation.

This project also supports the MLA adoption strategic imperative, Enabling Platforms - Create & implement platforms to support achievement of producer adoption.

2.2 Objectives

1. Maintain an M&E data reporting system in Drop Box or the MLA web site for both EDGENetwork workshops and modules. Enter M&E data directly from workshop participant feedback sheets. Collate, analyse and report to MLA and all service providers on a quarterly basis via email and then annually in the EDGE M&E report.
2. The data collection will be consistent with the outcomes and recommendations from the Monitoring and evaluation systems framework for Meat & Livestock Australia final report E.EVL.1401 prepared by QualDATA (2014). Oversee the service provider EDGE workshop

register in Drop Box or the MLA web site. Ensure correct population of this document by service providers is undertaken in a timely manner.

3. Maintain a centralised, easily accessible location (Drop Box or the MLA web site) for all EDGE workshop materials, tools and promotional material with access for service providers. Ensure the housing of the most available up to date workshop and supporting material, with appropriate Branding.
4. Develop and maintain a simple, effective national EDGE participant database in Drop Box or on the MLA web site. This will capture participant details, including information required for M&E – herd size, property size, etc. and which allows for follow-up and additional customer service, including transition into PGS and reporting purposes. This will also include the management of prospective participants and linking them to relevant *EDGENetwork* workshops.
5. Provide feedback to MLA that can assist in creating a data base that can be linked (or part of) to the MLA membership database to ensure participants only have to enter contact details once when registering for consecutive EDGE activities.
6. Provide information on *EDGENetwork* data and collection processes that will assist MLA develop an online Adoption Reporting system that can be used by EDGE service providers, to directly enter workshop data and enable a Customer Relationship Management (CRM) approach to be developed.
7. Ensure streamline movement of EDGE banners between private service providers for use at EDGE workshops.
8. In collaboration with the MLA Adoption Manager produce an annual *EDGENetwork* report which includes the analyses of EDGE M&E, participant and registration of interest data, emerging issues with delivery and service provider recommendations for workshop improvements.
9. Be the first port of call for service providers delivering the *EDGENetwork* in relation to collection of monitoring and evaluation data, the EDGE workshop register, sourcing up to date EDGE material and organising EDGE workshop promotions via the MLA Communications Team.
10. Be the first port of call for producer inquiries.
11. Liaise if necessary, with the National and State PGS coordinators in relation to *EGDENetwork* acting as a feeder activity.

3 Results

3.1 Monitoring and evaluation (Objective 1)

Between 15 May 2017 and 20 December 2018 evaluation has been conducted on 65 individual workshops consisting of:

- 14 Grazing fundamentals EDGE workshops
- 21 Business EDGE workshops
- 7 Breeding EDGE workshops
- 17 Nutrition EDGE workshops
- 6 Grazing Land Management EDGE workshops.

Evaluation results from the individual workshops are emailed to the presenter/s within three weeks of receiving the data.

Evaluation data is captured in an excel spreadsheet (Appendix 1) so results can be efficiently aggregated for quarterly and annual reporting.

Between 15 May 2017 and 20 December 2018 four EDGE Quarterly Evaluation Reports (Appendix 2) were generated consisting of:

- EDGE 2017-18 Quarter 1 Evaluation Report
- EDGE 2017-18 Quarter 2 Evaluation Report
- EDGE 2017-18 Quarter 3 Evaluation Report
- EDGE 2018-19 Quarter 1 Evaluation Report.

This is the first time that EDGE quarterly reports have been generated and feedback from deliverers has been very positive. The Quarterly Report contains a brief snapshot of progress in the quarter and allows deliverers to compare their results against one another and track value/satisfaction of their delivered package against the other EDGE packages.

3.2 EDGE Workshop Register (Objective 2)

As part of this project a register of all EDGE workshops was created. Prior to this, no list of planned/held workshops was available to deliverers or MLA staff.

This new master register, created in excel format, contains information on all 169 workshops planned (including cancelled) across Australia between 2012 and December 2018. The register contains information on the type of workshop, location, state, date, year, number of attendees, number of businesses and presenter names (Appendix 3).

Deliverers can use filters to search by workshop type, state, town, deliverer/s and year. This format has proved extremely useful for planning future workshops.

The EDGE Workshop Register is kept on the DropBox site, updated monthly and is also emailed to deliverers every two months.

Note must be made that the register was originally to be populated by service providers, but it was agreed that it would be easier for the EDGE Coordinator to maintain as part of the monthly planning process.

3.3 Centralised and accessible location for EDGE materials (Objective 3)

Following on from project *E.IFL.1302 Review and Update of FutureBeef Extension training packages*, significant work has been undertaken to ensure that technical materials/resources for each EDGE package are updated as soon as changes/issues have been identified.

Since the start of the project, over 50 technical and support materials shown in Table 1 have been created and/or updated and maintained in DropBox.

Table 1: Technical and support materials for EDGE located in DropBox

MASTER docs	<ul style="list-style-type: none"> • MASTER EDGE Participant List • MASTER EDGE Workshop List • MASTER EDGE Printing specs • MASTER How to organise an EDGE workshop • MASTER Evaluation sheets (for all 5 packages)
Grazing fundamentals EDGE	<ul style="list-style-type: none"> • Certificate of participation • Workshop flyer • Workshop Notes Bleed and No Bleed • Workbook • PowerPoint • Workshop preparation • Module overview • Workshop run sheet • Resource - Simple forage budget
Business EDGE South	<ul style="list-style-type: none"> • Certificate of participation • Workshop flyer • Workshop Notes • PowerPoint • Resource - Notes for USB stick with tools
Breeding EDGE	<ul style="list-style-type: none"> • Certificate of participation • Workshop flyer • Workshop Notes Bleed and No Bleed • Workbook • PowerPoints (Modules Intro, 1-10) • Module overview • Run sheet • Resource - Breeder herd performance 1-2 • Resource - Focusing framework template and example • Resource - Herd management calendar
Nutrition EDGE	<ul style="list-style-type: none"> • Certificate of participation • Workshop flyer • Workshop Notes Bleed and No Bleed • Workbook • PowerPoints (Modules Intro, 1-7) • Resources and materials required • Resources required for workshop modules • Start and finish times for each module • Workshop preparation

	<ul style="list-style-type: none"> • Resource - Annual Forage Demand as DSEs • Resource - Metabolisable Energy Requirements of Cattle • Resource - Nutrient Requirements of Breeding Cattle • Resource - Nutrient Requirements of Sheep • Resource - Protein Requirements of Cattle • Resource - Relative Adult Equivalents
GLM EDGE	<ul style="list-style-type: none"> • Certificate of participation • Workshop flyer • Workshop Notes Bleed and No Bleed • Workbook • PowerPoints (Modules 1-3) • Module overview • Workshop preparation • Workshop run sheet • Resource - Long term carrying capacity calculator • Resource - Forage budget • Resource - videos x3

A screen shot of the DropBox site can be found in Appendix 4.

3.4 Develop an EDGE participant database (Objective 4)

As part of this project a register of all EDGE participants was created. This register, in excel format contains the contact details of over 1,190 people who have attended one of the 133 EDGE workshops held across Australia since 2012. Please note there are 14 workshops in 2012 and 2013 where contact details do not exist.

The register shows type of workshop, location, state, year/month, name, surname, mailing address, town, state, postcode, telephone, fax, mobile and email. Due to privacy reasons the register will not be shown in the Appendix of this report.

Data on herd size/property size is not captured in this register but in the individual workshop evaluation reports.

3.5 Provide feedback to MLA on MER issues (Objectives 5, 6, 7)

Objective 5

- Objective: Provide feedback to MLA to assist in creating a data base that can be linked (or part of) to the MLA membership database to ensure participants only have to enter contact details once when registering for consecutive EDGE activities.
- Results: No opportunity arose to provide feedback on this process. The MLA Adoption Team are progressing this objective internally and are working on utilising MLA's CRM to provide this capability.

Objective 6

- Objective: Provide information on EDGENetwork data and collection processes that will assist MLA develop an online Adoption reporting system that can be used by EDGE service providers, to enter M&E data directly and CRM.
- Results: No opportunity arose to provide feedback on this process. The MLA Adoption Team are progressing this objective internally and are working on utilising MLA's CRM to collect, store and analyse M&E data.

Objective 7

- Objective: Ensure streamline movement of EDGE banners between private service providers for use at EDGE workshops.
- Results: No banners have been moved through the duration of this project.

3.6 Produce an annual EDGENetwork report (Objective 8)

EDGE Annual Evaluation Reports for 2016-17 and 2017-18 were produced during this project.

The EDGE Annual Evaluation report contains information on workshops held during the financial year, locations, deliverers and how EDGE fits within MLAs key performance indicators. The report also provides detailed data on each of the five EDGE packages with information on:

- number of workshops
- number of deliverers
- number of participants and number of businesses participating
- average number of participants per workshop
- median property size of participants, total area under management of participants, median number of cattle, total cattle under management of participants, median number of sheep, total sheep under management of participants
- number of participants who completed an evaluation form
- average session score for 'Content & Presentation' and 'Value'
- average session score for 'Satisfaction'
- average session score for 'Value in Improving Knowledge' and 'Confidence' to manage the business

- average session score for 'Increasing understanding and/or skills' about topics covered at the workshop
- average session score for 'Reinforcing things already doing'
- number of participants who said they 'Plan to make changes' to their business as a direct result of attending EDGE workshop
- average scores for Content & Presentation and Value across each of the modules delivered,
- average scores for presenters
- examples of written responses in relation to questions on:
 - 'What comments do you have on the presenter'
 - 'If you do plan/expect to take actions or make changes, what might this be?'
 - 'What aspect of the workshop did you find most valuable and why?'
 - 'How would you describe the benefits of the workshop in terms of your investment of time and money?'

EDGE workshops continue to score high ratings for event satisfaction, content, value, improving knowledge, improving confidence and delivery. Those attendees who plan to make changes as a result of attending an EDGE workshop remain above 94%, which is an outstanding result and testament to the quality of delivery and technical content.

Standardisation of evaluation sheets and evaluation templates has ensured consistent reporting across the EDGE portfolio and time savings in the production of both quarterly and annual reports. It has also allowed comparison across years which allows the team to track progress of EDGE (Table 2) as it has matured since the technical updates were implemented as part of project E.IFL.1302.

Table 2: Summary of EDGE evaluation 2014-15 to 2017-18

Activity	2017-18	2016-17	2015-16	2014-15
Number of EDGE workshops	35	31	15	11
Number of EDGE deliverers	24	19	9	8
Number of EDGE packages delivered	5 (out of 5)	5 (out of 5)	3 (out of 5)	4 (out of 4)
Number of EDGE participants	369	346	219	126
Number of businesses participating in EDGE	233	213	137	88
Total area under management by participants (Ha)	46,107,147	66,219,125		
Total number of cattle under management by participants (head)	2,047,101	3,826,880		
Total number of sheep under management by participants (head)	116,940	346,884		
Average number of participants per workshop	10.5	11.2	14	11
Number of participants who completed an evaluation form	93%	93%	89%	86%
Event satisfaction score average (out of 10)	9.3	9.3	9.2	9.1
Event Content and Presentation score average (out of 10)	9.1	9.2	9.1	8.6
Event Value score average (out of 10)	9.1	9.1	9.0	9.1

Event improving knowledge & confidence average (out of 10)	9.2	9.1	9.1	9.0
Event delivery score average (out of 10)	8.9	9.4	9.5	-
% who plan to make changes to business as a result of attending workshop	94%	93%	99%	91%
Reinforcement of things already doing (out of 10)	8.2	8.2	8.6	-

Special mention must be made of the deliverers who have worked hard to ensure participants complete an evaluation form. Evaluation form completion rate has increased from 86% in 2014-15 to 93% in 2017-18.

3.7 Be part of call for enquiries (Objectives 9 and 10)

Contact with all EDGE deliverers and administration staff is made on a regular and ongoing basis.

An email is sent to all EDGE deliverers and administration staff at the end of every month requesting information on future planned workshops. Once the workshop date is set, work begins on preparation of a workshop flyer and liaison with MLA Communications for event promotion via the MLA website and emails to MLA members within a certain kilometre radius of the workshop.

If timing allowed, promotion was also done via MLA *Feedback Magazine*, MLA *fridayfeedback* email, MLA Facebook page and direct mail to MLA members. Promotion is also done via the FutureBeef website (northern Australia), local catchment groups, local State Departments of Agriculture and any other local groups that may aid in the promotion of an EDGE workshop.

People who express an interest in attending an EDGE workshop via the MLA BeefUp Forum evaluation form are also contacted with dates of future workshops in their area.

Deliverers or their administration staff are followed up three weeks following a workshop if evaluation/participant materials have not been received.

If technical updates are flagged then the EDGE support person (myself) and the lead author will work out if a) if the update is warranted, and b) the process for updating of technical documents. The fluid nature of the EDGE technical documents allows for updates to be completed within a week ensuring delivery of up to date research and technical content.

Any producer enquiries that come to MLA (via the MLA helpline and email address) are forwarded to the EDGE Coordinator for actioning. Likewise, the contact details of any participant who expresses an interest in joining MLA on their evaluation form are passed on to MLA for actioning.

3.8 Liaise with PGS coordinators (Objective 11)

Face to face and phone contact was made with the PGS Project Manager Christine Purdy and email contact was also made with the NT/WA PGS Coordinator Rebecca Mohr-Bell. No contact was made with the Queensland Coordinator. One PGS group in the Northern Territory participated in a GLM workshop.

4 Conclusion

This project has proved a successful vehicle to support MLA in the effective and efficient delivery and evaluation of its suite of *EDGE*network workshops.

Standardisation of evaluation sheets and evaluation templates has guaranteed consistent reporting across the EDGE portfolio and reduced the amount of time needed in the production of both quarterly and annual reports. The EDGE evaluation framework now ensures that reporting upwards at a project level can be undertaken simply and consistently for MLA rereporting purposes. It has also reduced the time (and budget) required to undertake EDGE evaluation.

Work on creating these new processes now ensures that all aspects of EDGE delivery from workshop planning, promotion, data capture, evaluation and reporting is an efficient and streamlined process.

Regular and ongoing contact with EDGE deliverers and administration staff makes certain that any emerging issues with delivery and service provider recommendations for workshop improvements (including technical content) is acted upon immediately.

The team of experienced deliverers are motivated and enthusiastic about EDGE and its delivery. Since 2014-15 the number of workshops per annum has tripled. Evaluation results continue to rate above 9 out of 10 for all the major success parameters and is testament to the quality of information delivered and the skill level of the delivery team.

5 Appendix

5.1 Sample Individual Workshop Evaluation Report

Business EDGE workshop, town state, day month year, presented by xx

	1	2	3	4	5	6		
Name	xx	xx	xx	xx	xx	xx		
Property size (ha)	750	1,000	1,000	1,600	1,600	2,388	1300	Median
No. beef cattle	1200	100	100	-	-	0	100	Median
No. sheep	-	6,000	6,000	9,500	9,500	4,200	6000	Median

Module - Content & Presentation								
Taking an economic sustainability approach - how it works	10	8	9	10	9	10	9.3	Ave
Acquiring financial literacy - talking the language of money	10	9	8	10	9	10	9.3	Ave
Understanding and measuring whole business performance	10	9	9	10	9	10	9.5	Ave
Managing business risk	10	8	10	10	9	10	9.5	Ave
Managing and allocating working capital	10	10	9	10	9	10	9.7	Ave
Using financial data and KPIs to assess enterprise performance	10	10	8	10	8	10	9.3	Ave
Issues with a multi-enterprise grazing business	10	9	9	10	9	10	9.5	Ave
Applying the knowledge - Group Case Study exercise	10	8	8	10	9	10	9.2	Ave
Where to from here?	10	7	9	10	9	10	9.2	Ave

Module - Value to you								
Taking an economic sustainability approach - how it works	10	8	10	9	9	10	9.3	Ave
Acquiring financial literacy - talking the language of money	10	9	10	9	9	10	9.5	Ave
Understanding and measuring whole business performance	10	9	9	10	9	10	9.5	Ave
Managing business risk	10	8	10	10	10	10	9.7	Ave
Managing and allocating working capital	10	10	10	10	10	10	10.0	Ave
Using financial data and KPIs to assess enterprise performance	10	10	9	9	9	10	9.5	Ave
Issues with a multi-enterprise grazing business	10	10	9	10	9	10	9.7	Ave
Applying the knowledge - Group Case Study exercise	10	7	9	10	9	10	9.2	Ave

Where to from here?	10	7	9	10	10	10	9.3	Ave
---------------------	----	---	---	----	----	----	------------	------------

Event								
Overall how satisfied	10	8	9	10	8	10	9.2	Ave
Overall how valuable for knowledge	10	9	9	10	8	10	9.3	Ave
Overall how valuable for confidence	10	8	9	10	9	10	9.3	Ave
What areas covered are you still Not fully clear about?	Nothing yet	Acquiring financial literacy	-	-	All, but need more practice	-		

Presenter/s								
How would you rate delivery of workshop	10	9	10	10	9	10	9.7	Ave
Comments on presenters	excellent financial knowledge and background	whole range of knowledge, allows good discussion points	-	great at explaining and making sure he teaches information clearly before moving onto next topic	good knowledge and ability to answer questions	very knowledgeable of stocking systems		

Using information heard over last 2 days								
Increased understanding	10	8	9	9	7	10	8.8	Ave
Reinforce things already doing	3	5	4	8	8	10	6.3	Ave
Do you plan to make take action/make changes	Yes	Yes	Yes	Yes	Yes	Yes		
Which boxes ticked 1=Follow-up further advice; 2=Asses my current operation in light of what was learned; 3=Purchase new equipment; 4=Make a specific change; 5=Other	1,2,3,4	2,4	1,2,3	2	1,2,4	1,2		

Describe changes if written	4) increase stocking rate and aim for improving labour efficiency and effectiveness	4) cost analysis of beef enterprise, determine how efficient business is	-	-	4) improve EBIT on sheep enterprise	-
Extra information or assistance	Unsure	Implementing KPIs into existing farm business	-	None, at this stage until we have examined enterprise	Probably none, already completing grazing for profit course	Just a follow-up
If Not making changes, why Not?	-	-	-	-	-	-

Open questions						
Most valuable aspect & why?	Comparison of capital projects. Understanding EBIT and the importance	Session 6, using financial data and key performance indicators. Will be able to determine herds financial performance and allow yearly benchmarking to compare and see if	-	Allowing money to be invested in superannuation fund for accumulating a steady investment fund at the least amount of expense	Knowing the KPIs and how to put them to good use	Case study

		any improvement				
Least valuable aspect & why?	-	Putting money away for super. Very hesitant about self-contribution towards super due to continual low charges and how much money will last in the long run	-	-	Nothing	-
Benefits in term of time and money	Excellent	Will give me a basic understanding of what can be done to see what position our business is currently in	-	Can now organise/plan to run farm at maximum efficiency without putting too much pressure on stock and how to create higher income for farm strategically	-	Very good

Feedback						
MLA can use my feedback	Yes	Yes	-	Yes	Yes	Yes
Feedback about overall workshop	Very good and needs to be advertised more strongly in Victoria. And become available in Victoria	-	-	-	-	-
MLA can contact me for evaluation	Yes	Yes	-	Yes	Yes	Yes
Member of MLA	Yes	Yes	No	Yes	Yes	Yes
If No, would you like to join?	NA	NA	-	NA	-	NA

5.2 Sample Quarterly Report

Activity – Overall for the quarter	2017-18 Qtr 3 Jan - Mar	2017-18 Qtr 2 Oct-Dec	2017-18 Qtr 1 Jul-Sep
Number of EDGE workshops	13	8*	8
Number of cancelled workshops	4	6	2
Number of EDGE deliverers	15	12	13
Number of EDGE packages delivered	4 of 5	4 of 5	5 of 5
Number of EDGE participants	159	85	74
Number of businesses participating in EDGE	85	60	54
Number of participants who completed an evaluation form	91%	98%	95%
Event Content and Presentation score average (out of 10)	9.1	9.2	9.0
Event Value score average (out of 10)	9.0	9.0	8.9
Event overall satisfaction score average (out of 10)	9.1	9.2	9.2
How valuable improving knowledge score average (out of 10)	9.0	9.0	9.2
How valuable improving confidence score average (out of 10)	8.7	9.0	8.9

Workshop	Location	Date	No. of Attendees	No. of Businesses	Deliverers
Grazing fundamentals-EDGE	Charters Towers, Qld	7 February 2018			Willis, McKellar
Business EDGE	Holbrook, NSW	7-8 February 2018	12	9	Francis
Business EDGE	Armidale, NSW	13-14 February 2018	9	8	Francis
Grazing fundamentals EDGE	Katherine, NT	15 February 2018	9	7	Walsh, Ward

Nutrition EDGE	Station @ Normanton, Qld	27-28 February 2018	19	1	Jackson
Grazing fundamentals EDGE	Meandarra, Qld	1 March 2018	8	5	Alexander, Toms-Morgan
Nutrition EDGE	Station @ Barkly Tableland, NT	2-3 March 2018	9	1	Jackson
Business EDGE	Charleville, Qld	5-6 March 2018			McLean
Grazing fundamentals EDGE	Brisbane, Qld	6 March 2018	20	2	Alexander, Paton
Breeding EDGE	Broome, WA	7-9 March 2018			Hamlyn-Hill, Emery, Huey, Dollemore
Business EDGE	Goondiwindi, Qld	8-9 March 2018	11	8	McLean
Business EDGE	Hamilton, Vic	14-15 March 2018			Holmes, Kennelly
Nutrition EDGE	Hughenden, Qld	6-8 March 2018 19-21 March 2018	8	6	Jackson, Holzwart
Grazing fundamentals EDGE	Mundubbera, Qld	20 March 2018	11	9	Alexander, Paton
Business EDGE	Bathurst, NSW	20-21 March 2018			Francis
Breeding EDGE	Richmond, Qld	23-25 March 2018	9	7	Hamlyn-Hill, Emery
Nutrition EDGE	Katherine, NT	27-29 March 2018	19	14	Jackson, Holzwart

	Grazing Fundamentals	GLM	Breeding	Nutrition	Business	TOTAL
Event						
Module/session - Content & Presentation	9.4	-	8.7	9.1	9.0	9.1
Module/session - Value	9.2	-	8.8	9.2	8.9	9.0
Overall how satisfied with event?	9.3	-	8.6	9.3	9.1	9.1
How valuable improving knowledge	8.9	-	8.7	9.3	9.0	9.0
How valuable improving confidence	8.8	-	8.5	9.1	8.4	8.7
Presenter						
How would you rate delivery?	9.5	-	8.5	9.6	9.3	9.2
Using info heard today						
Increased understanding and/or skills about topics	8.8	-	7.9	8.5	8.6	8.5
Info reinforced things already doing	9.0	-	8.8	8.2	7.0	8.3
Do you plan to take actions and/or make changes	89%	-	100%	95%	100%	100%

5.3 Screen shot of the MASTER EDGE Workshop Register 2012 to 2018.12

AutoSave Off MASTER EDGE Workshop List 2012 to 2018.12 - Excel

File Home Insert Page Layout Formulas Data Review View Help Tell me what you want to do

K8

	A	B	C	D	E	F	G	H
1	Workshop	Location	State	Date	Year	No. of Attendees	No. of Businesses	Deliverers
2	GLM EDGE	Greenvale	Qld	15-17 August	2012	15	8	Shepherd, Willis
3	Breeding EDGE	Bowen	Qld	29-31 October	2012	18	7	Bertram, Laing
4	Breeding EDGE	Nebo	Qld	7-9 November	2012	24	14	Bertram, Laing
5	Business EDGE	Rockhampton	Qld	19-20 November	2012	9	6	McLean, Counsell, Holmes
6	Business EDGE	Townsville	Qld	22-23 November	2012	11	6	McLean, Counsell
7	Business EDGE	Toowoomba	Qld	27-28 November	2012	11	7	McLean, Counsell
8	Business EDGE	Katherine	NT	28 Feb - 1 March	2013	9	4	McLean, Petty
9	Business EDGE	Hughenden	Qld	7-8 March	2013	16	11	McLean, Counsell
10	Business EDGE	Mt Isa	Qld	11-12 March	2013	16	14	McLean, Counsell
11	Business EDGE	Roma	Qld	14-15 March	2013	14	11	McLean, Banney
12	Nutrition EDGE	Charters Towers	Qld	16-18 April	2013	10	1	Smith, English
13	GLM EDGE	Alpha	Qld	30 April - 2 May	2013	6	4	Shepherd, Willis
14	GLM EDGE	Rockhampton	Qld	29-31 May	2013	15	6	Shepherd, Willis, Milson
15	Nutrition EDGE	Longreach	Qld	22-24 July	2013	8	1 (corporate)	Jackson, Milson
16	Business EDGE	Dalby	Qld	10-11 October	2013	6	5	McLean
17	Business EDGE	Springsure	Qld	30-31 October	2013	6	5	McLean
18	Breeding EDGE	Emerald	Qld	30-31 October	2013	23	12	Bertram, Laing
19	Business EDGE	Toowoomba	Qld	27-28 November	2013	8	5	McLean
20	Business EDGE	Charters Towers	Qld	6-7 March	2014	13	10	McLean
21	Nutrition EDGE	Longreach	Qld	6-8 May	2014	10	5	Jackson, Milson
22	Breeding EDGE	Biloela	Qld	21-23 July	2014	12	9	Bertram
23	Business EDGE	Rockhampton	Qld	14-15 August	2014	27	19	McLean, Banney
24	Nutrition EDGE	Emerald	Qld	19-21 August	2014	13	12	Jackson, Chamberlain, Daniels
25	Nutrition EDGE	Longreach	Qld	11-13 November	2014	5	5	Jackson
26	Nutrition EDGE	Longreach	Qld	3-5 March	2015	3	3	Jackson
27	Business EDGF	Hughenden	Qld	9-10 March	2015	9	6	McLean

EDGE workshops 2012-present Sheet1












5.4 Screen shot of the Nutrition EDGE folder in DropBox

02. Nutrition EDGE - Dropbox

Dropbox, Inc [US] | https://www.dropbox.com/home/EDGE%20PACKAGES/02.%20Nutrition%20EDGE

Your Dropbox is almost full. [Upgrade now](#) for up to 2 TB (2,000 GB) of space, and get plenty of room for your files.

> 02. Nutrition EDGE

Name ↑	Modified ↓	Members ↓
 01. Nutrition Edge Workshop Notes Bleed (Feb2018).pdf	2/3/2018 10:48 am	12 members
 01. Nutrition Edge Workshop Notes NoBleed (Feb2018).pdf	2/3/2018 10:45 am	12 members
 02. Nutrition EDGE Workbook (Feb2018).pdf	2/3/2018 10:46 am	12 members
 Nutrition EDGE - Resources and materials required.docx	11/1/2017 11:49 am	11 members
 Nutrition EDGE - Resources required for workshop modules.docx	11/1/2017 11:49 am	11 members
 Nutrition EDGE - Start and finish times for each module.docx	11/1/2017 11:49 am	11 members
 Nutrition EDGE - Workshop preparation.doc	11/1/2017 11:49 am	11 members
 Nutrition EDGE PPT Module 0 - Introduction (Aug2018).pptx	26/8/2018 8:11 pm	11 members
 Nutrition EDGE PPT Module 1 - Digestion and Nutrients (Aug2018).pptx	26/8/2018 8:11 pm	11 members
 Nutrition EDGE PPT Module 2 - Animal Nutrient Requirements (Aug2018).pptx	27/8/2018 2:13 pm	11 members
 Nutrition EDGE PPT Module 3 - Pasture ...Diet Selection & Quality (Aug2018).pptx	26/8/2018 8:11 pm	11 members

Personal
Only you