



Co-product market report

June 2023

mla.com.au

Beef Co-products

Beef offal prices in May trended down across most items however tails, halal tails and tongues firmed strongly. Report numbers were down due to my overseas travel commitments.

Table 1: Beef co-product prices

	Average (May Data)	Range	Responses	Monthly Change	Annual Change
Beef Lips	\$3.63	\$0.30	3	-0.5%	-23.8%
Beef Lips - Halal	\$4.18	\$0.35	3	-2.1%	-17.4%
Cheekmeat	\$9.67	\$5.00	3	-13.7%	12.1%
Cheekmeat - Halal	\$8.50	\$4.00	3	-25.4%	-3.5%
Diap. Membrane	\$5.33	\$0.80	3	7.4%	37.9%
Hc Tripe	\$7.25		2	-12.1%	-3.3%
Hc Tripe - Halal	\$7.73	\$0.50	3	0.9%	8.9%
Headmeat	\$6.63	\$0.40	3	-6.0%	4.2%
Headmeat - Halal	\$6.13	\$0.50	3	-8.5%	-1.1%
Heart	\$2.80	\$2.20	3	-14.3%	10.3%
Heart - Aorta	\$9.06		2	2.8%	-24.8%
Heart - Aorta - Halal	\$11.25		2	24.5%	18.4%
Heart - Halal	\$2.80	\$1.90	3	-21.1%	-13.2%
Kidneys- Halal	\$1.45		2		9.4%
Ligamentum	\$3.13	\$0.80	3	-1.1%	-25.2%
Liver	\$1.79		2	2.9%	-6.4%
Liver - Halal	\$1.67	\$0.20	3	-13.8%	-17.2%
Lungs	\$1.80		2	-5.3%	-10.0%
Lungs - Halal	\$3.05		2	-0.5%	-38.6%
Omasum	\$7.53	\$3.00	3	5.1%	-8.5%
Omasum - Halal	\$6.25		2	-9.1%	-27.3%
Rum.Pill - Halal < 500	\$7.80	\$1.90	3	26.8%	63.6%
Rum.Pill - Halal > 500 < 700	\$9.90	\$3.90	3	1.8%	38.1%
Rum.Pill - Halal > 700	\$14.17	\$3.50	3	6.3%	26.5%
Rum.Pill < 500	\$6.17	\$3.50	3	16.4%	37.3%
Rum.Pill > 500 < 700	\$10.88	\$3.65	3	5.7%	50.8%
Rum.Pill > 700	\$15.20	\$4.60	3	0.2%	36.1%
Tail	\$12.25		2	12.9%	-24.0%
Tail - Halal	\$13.50		2	10.4%	-16.9%
Tendons	\$10.65		2	-2.3%	7.2%
Tendons - Halal	\$11.10		2	0.0%	12.7%
Thickskirt	\$11.23	\$1.20	3	-3.2%	10.3%
Thickskirt - Halal	\$11.13	\$2.40	3	-9.9%	11.3%
Thinskirt	\$11.23	\$1.20	3	-3.7%	16.7%
Thinskirt - Halal	\$10.90	\$1.70	3	-13.8%	16.8%
Tongue Root Fillet	\$5.80		2	-4.9%	-12.8%
Tongue Root Meat	\$1.66		2	-5.1%	-18.4%
Tongue Root Meat - Halal	\$3.90		2	28.6%	7.8%
Tongue SW	\$13.33	\$1.50	3	-0.5%	-31.1%
Tongue SW - Halal	\$14.50	\$4.00	3	5.6%	-26.6%
Tripe Pieces	\$1.93	\$0.20	3	-9.4%	-18.3%
Tripe Pieces - Halal	\$2.33	\$0.05	3	-0.7%	-19.5%

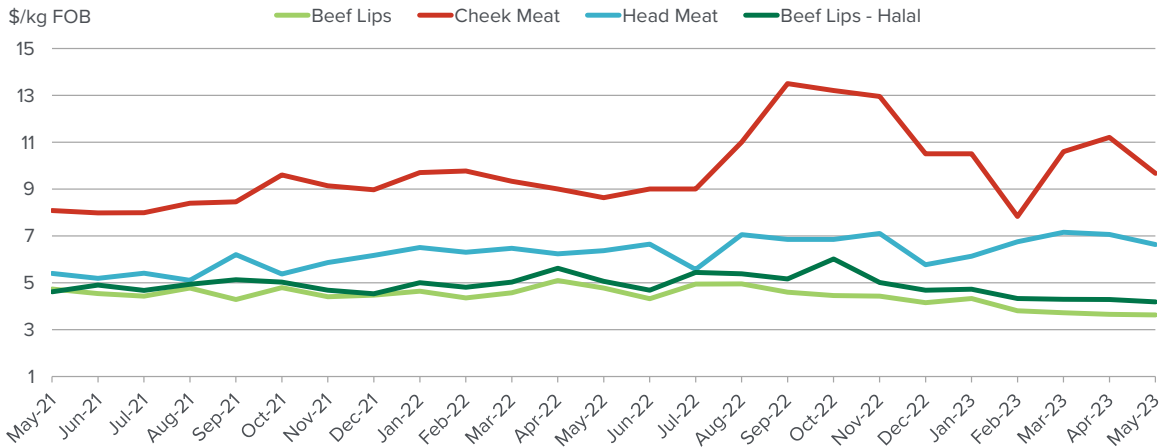
Price quoted is average price reported in \$/kg FOB Australian port.

Head offal

Head meat averaged \$6.63/kg which was 26¢/kg higher year-on-year and 43¢/kg softer than last month. Cheek meat was \$1.04/kg higher than year-ago levels, averaging \$9.67/kg, down \$1.53/kg month-on-month.

Lip export prices to the US and Mexico eased 2¢/kg month-on-month, averaging \$3.63/kg to be \$1.14/kg down on last year. Halal lips averaged \$4.18/kg to be 88¢/kg softer than May 2022 and 10¢/kg lower than last month.

Figure 1: Trends in beef head offal prices



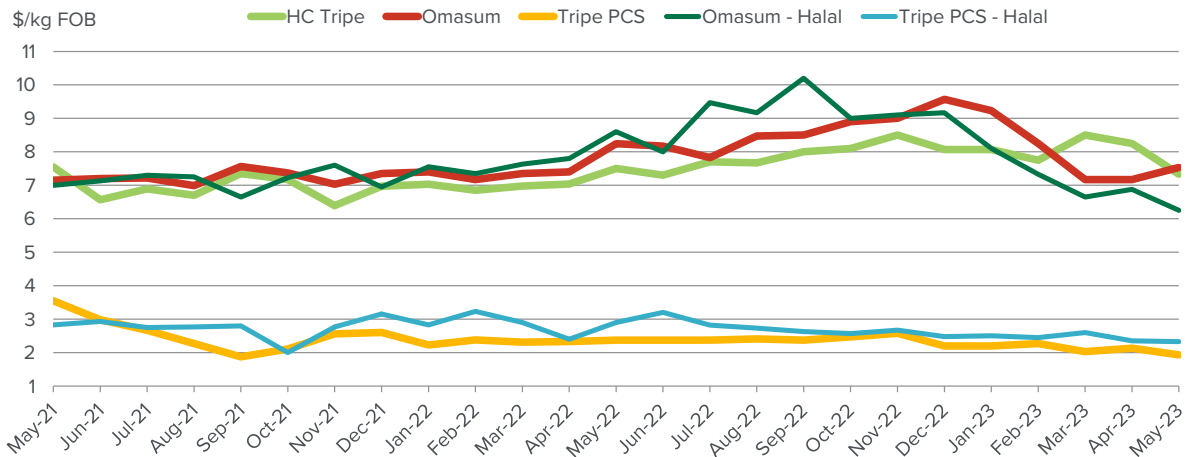
Beef offal trends

Omasum firmed 36¢/kg from last month, to average \$7.53/kg, down 71¢/kg from year-ago prices. Halal omasum averaged \$6.25/kg, down \$2.35/kg year-on-year and 63¢/kg softer month-on month.

Halal tripe pieces averaged \$2.33/kg down 57¢/kg year-on-year and 2¢/kg under last month. Non-halal tripe pieces averaged \$1.93/kg to be 44¢/kg softer year-on-year and 20¢/kg easier month-on-month. Honeycomb tripe averaged \$7.73/kg to be 23¢/kg above year ago prices but 52¢/kg softer than last month.

Aorta firmed to average \$9.06/kg up 25¢/kg month-on-month and \$2.97/kg weaker than May 2022 price.

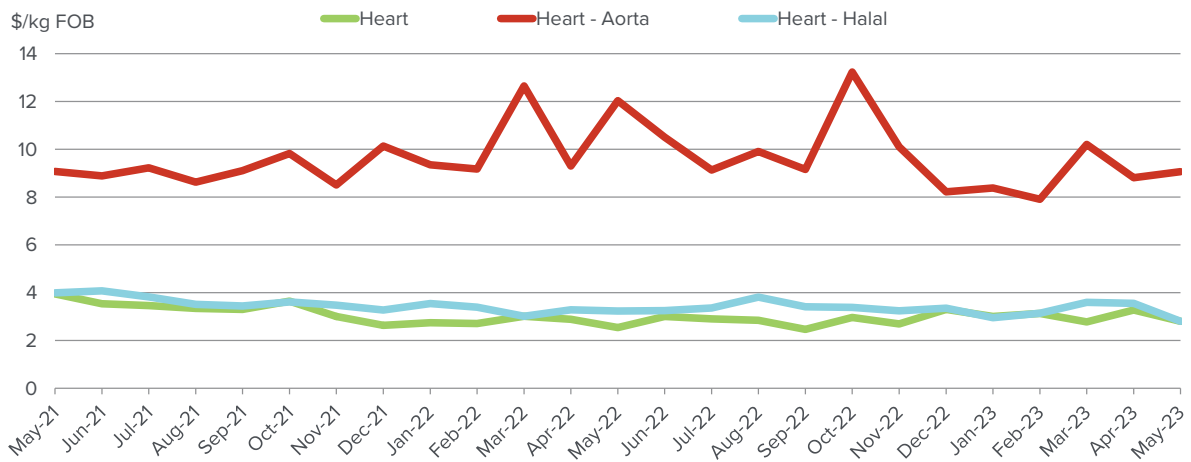
Figure 2: Trends in beef tripe prices



Beef offal trends continued...

Heart prices were down from last month, averaging \$2.80/kg, to be 26¢/kg above year-ago levels and 47¢/kg under last month price. Halal hearts also averaged \$2.80/kg, easing 75¢/kg month-on-month and down 43¢/kg from last May.

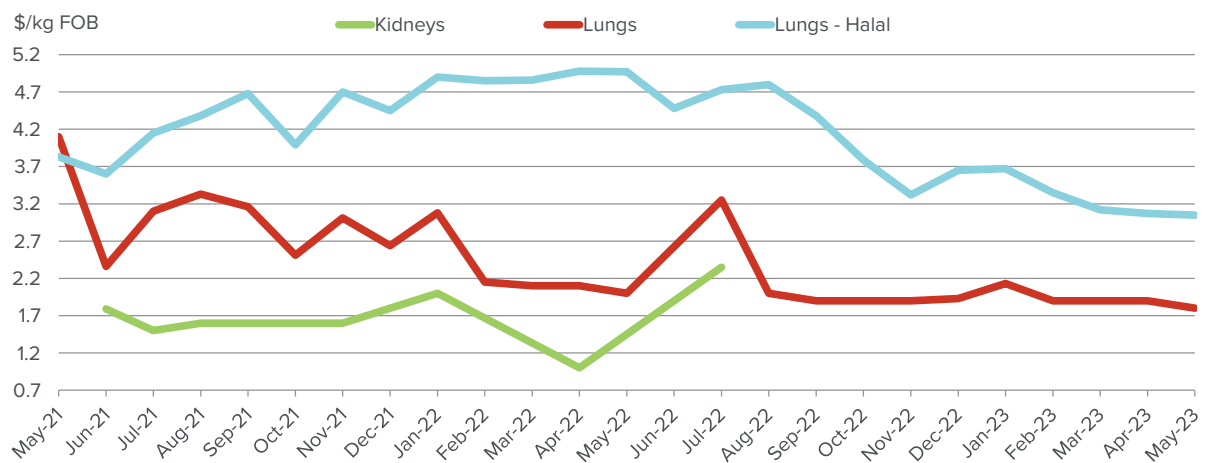
Figure 3: Trends in beef offal prices



Kidneys were again not reported this month with many processors opting to not pack them.

Halal lungs averaged \$3.05/kg, down \$1.92/kg year-on-year and 2¢/kg lower than last month. Non-halal lungs returned \$1.80/kg to be 20¢/kg below May 2022 and down 10¢/kg month-on-month.

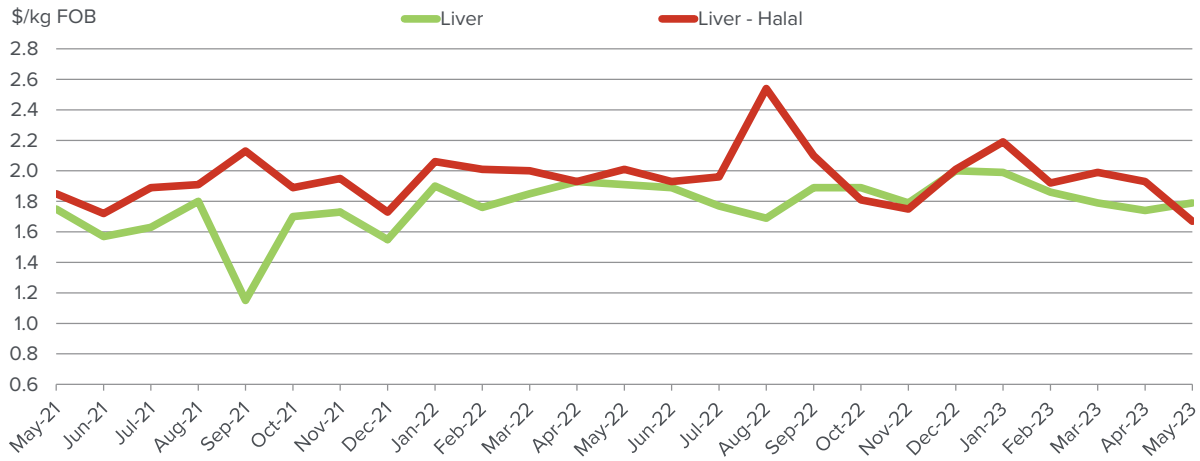
Figure 4: Trends in beef offal prices



Beef offal trends continued...

Liver prices averaged \$1.79/kg, up 5¢/kg month-on-month and 12¢/kg softer than year-ago levels. Halal livers were 26¢/kg down on last month's price to average \$1.67/kg which was down 12¢/kg compared to last year prices.

Figure 5: Trends in beef offal prices



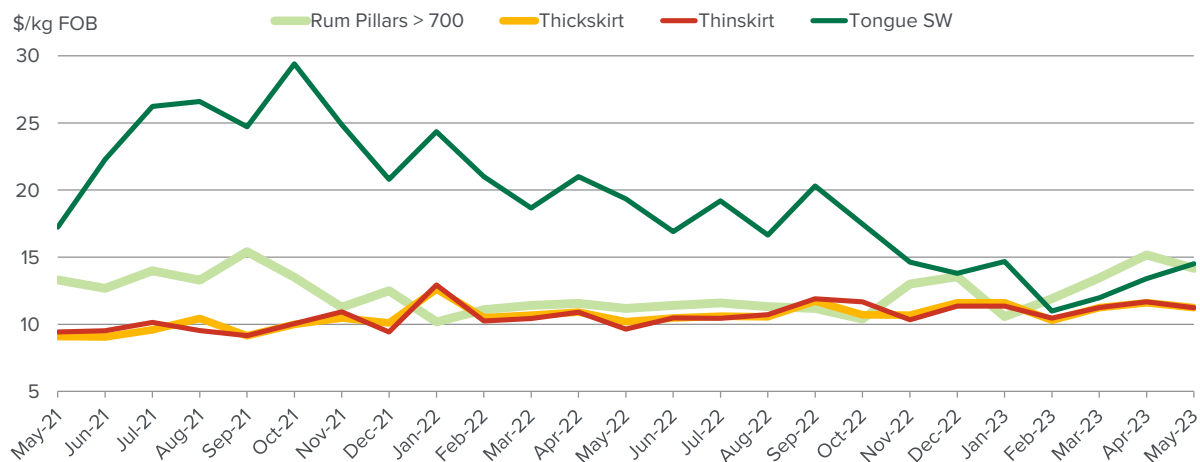
Japanese and Korean Offals

Tongue averaged \$14.50/kg which was \$4.85/kg below year ago price but \$1.10/kg up month-on-month.

Thick skirt was \$1.04/kg firmer year-on-year but 37¢/kg below last month, averaging \$11.23/kg. Thin skirt also averaged \$11.23/kg to be 44¢/kg below last month but \$1.60/kg up year-on-year.

Rumen pillars eased with heavy weight product averaging \$14.17/kg, down \$1.00/kg month-on-month and \$3.00/kg higher than May 2022 levels.

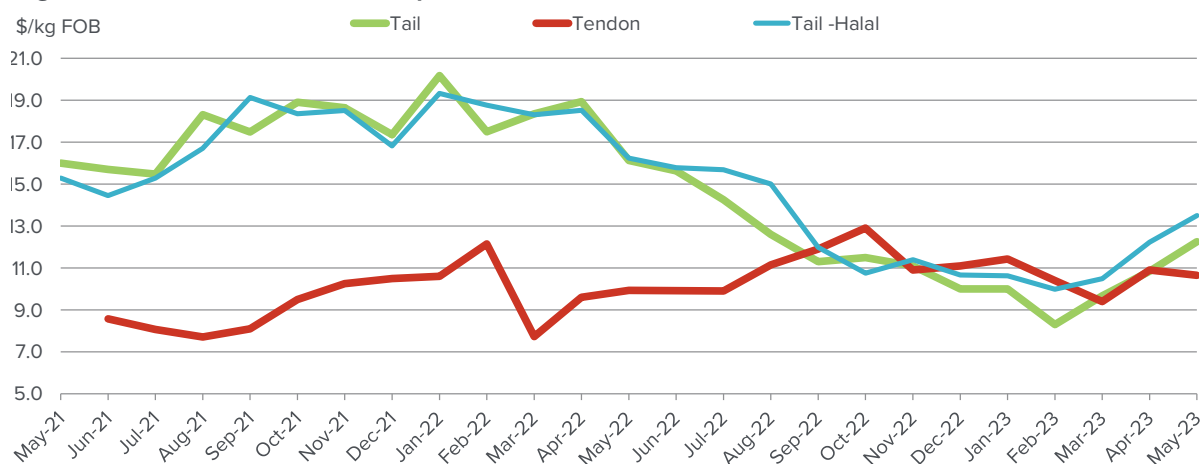
Figure 6: Trends in Japanese offal prices



Tails and Tendons

Tail prices were up \$1.40/kg on last month, averaging \$12.25/kg, but \$3.88/kg below year-ago levels. Halal tails averaged \$13.50/kg, up \$1.27/kg from last month but \$2.74/kg below year-ago prices. Tendons averaged \$10.65/kg to be 72¢/kg higher year-on-year but 25¢/kg down from last month.

Figure 7: Trends in tail and tendon prices



Sheep Co-products

Sheep offal prices were softer this month but with limited responses.

Table 2: Sheep co-product prices

	Average (May Data)	Range	Responses	Monthly Change	Annual Change
Heart Sheep - Halal	\$4.00		2	-20.0%	-18.6%
Kidneys Sheep - Halal	\$5.00		2	-13.0%	6.8%
Liver Sheep - Halal	\$3.35		2	6.3%	28.0%
Runners Lamb	\$6.00		2	-10.0%	-15.9%
Runners Sheep	\$5.00		2	-11.8%	-22.0%
Tripe Sheep - Halal	\$3.25		2	-27.8%	2.6%

Price quoted is average price reported in \$/kg FOB Australian port and runners as \$/piece.

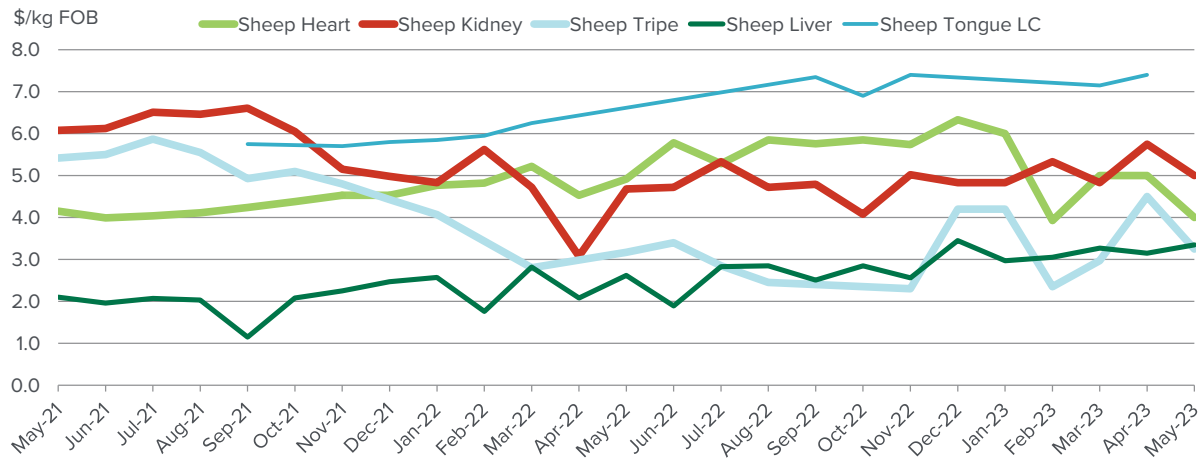
Sheep offal

Sheep hearts averaged \$4.00/kg, down \$1.00/kg month-on-month and 92¢/kg cheaper than year-ago levels. Sheep kidneys were reported at \$5.00/kg which was 75¢/kg softer month-on-month but 32¢/kg firmer year-on-year. Sheep liver averaged \$3.35/kg to be 20¢/kg firmer month-on-month and 73¢/kg higher than May 2022.

Sheep tripe was reported at \$3.25/kg which was 8¢/kg above last year’s price but \$1.25/kg down month-on-month.

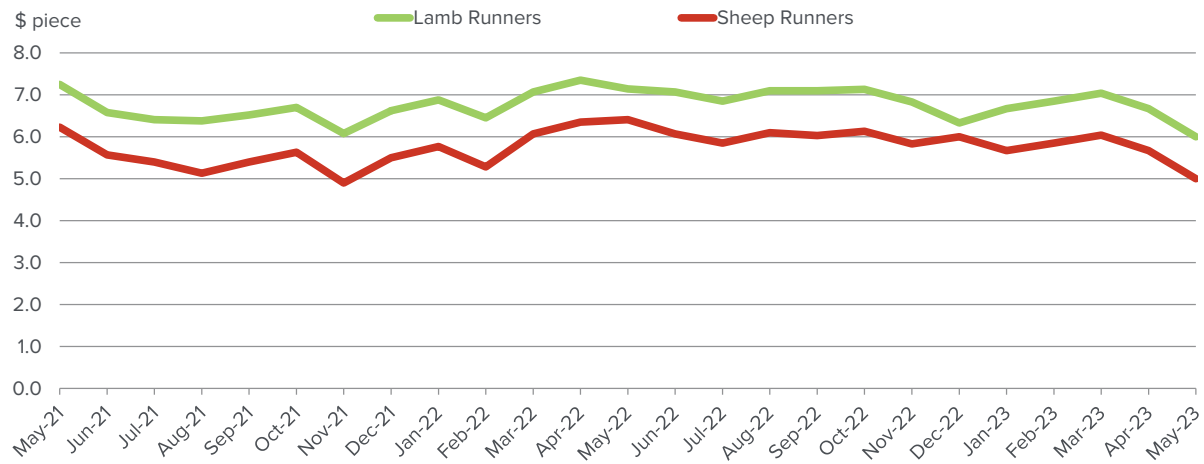
Long cut tongues were not reported.

Figure 8: Trends in sheep offal prices



Lamb runners averaged \$6.00/piece easing \$1.14/piece year-on-year and 67¢/piece softer than April while sheep runners were reported at \$5.00/piece, down 67¢/piece month-on-month and \$1.41/piece softer year-on-year.

Figure 9: Trends in runner prices



Pharmaceutical products

Pharmaceutical products were relatively steady this month.

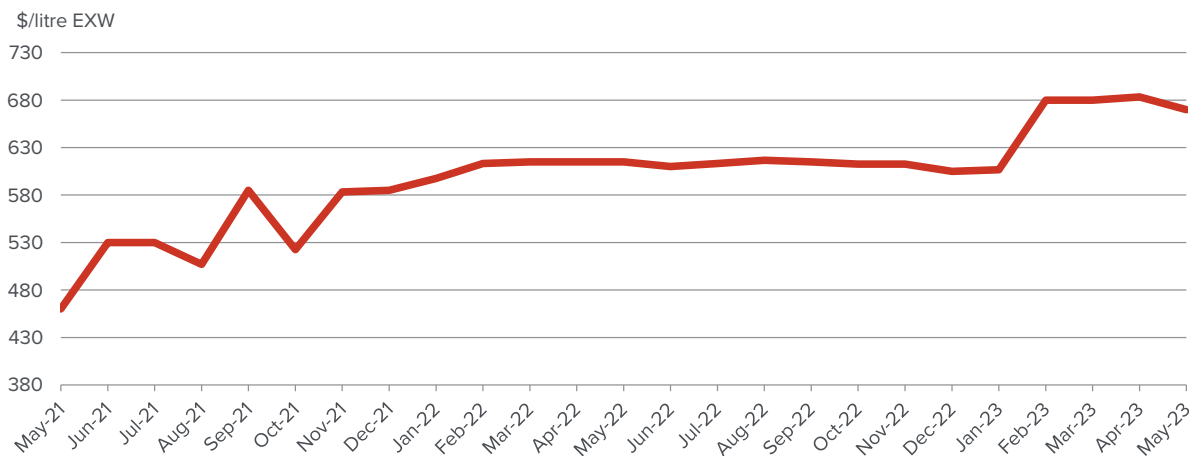
Table 3: Pharmaceutical prices

	Average (May Data)	Range	Responses	Monthly Change	Annual Change
Foetal Blood	\$670.00		2	-2.0%	8.9%
Gall Concentrated	\$25.05		2	1.2%	1.2%

Price quoted is average price reported in \$/kg FOB Australian port and foetal blood \$/litre EXW

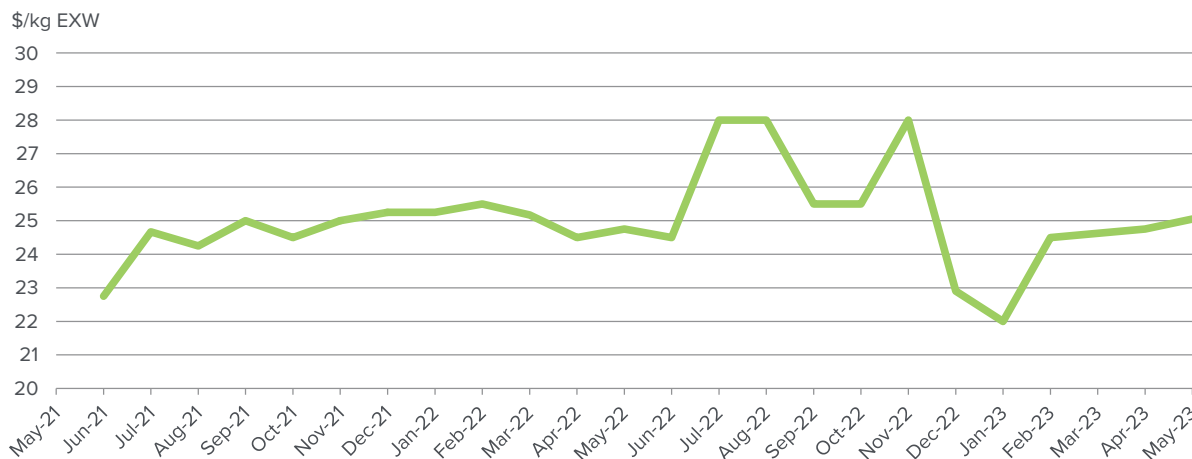
The average foetal calf blood price has firmed \$55/litre year-on-year to average \$670/litre, which was which was down \$13.33/litre on last month.

Figure 10: Trends for foetal blood prices



Concentrated gall was reported at \$25.05/kg to be up 30¢/kg year-on-year and 30¢/kg firmer than last month.

Figure 11: Trends for concentrated gall prices



Rendered products

Rendered products were steady to firm across the board.

Table 4: Rendered product prices

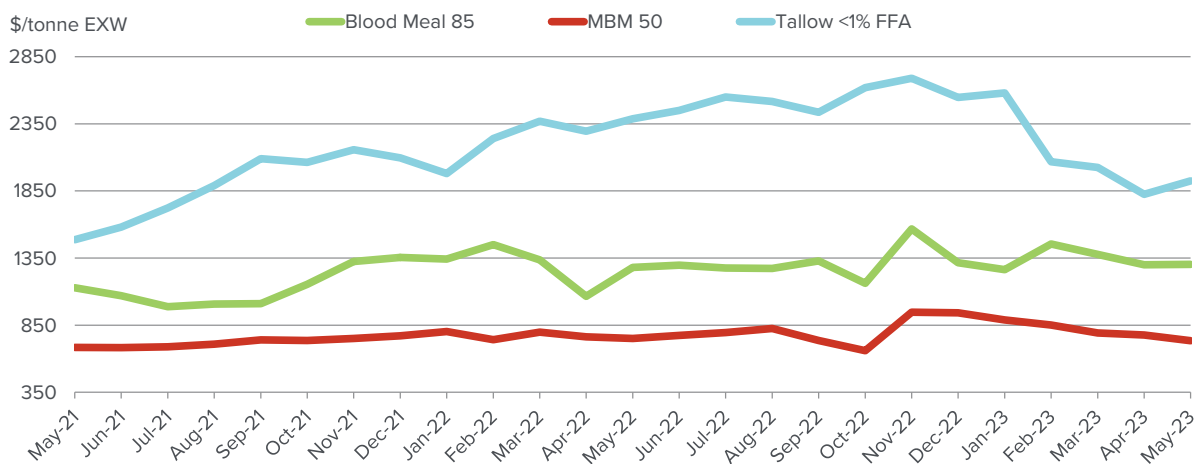
	Average (May Data)	Range	Responses	Monthly Change	Annual Change
Bloodmeal 85	\$1,303.00	\$355.00	5	0.2%	1.8%
MBM 50	\$733.75	\$120.00	4	-5.5%	-2.3%
Tallow Ined.<1FFA	\$1,925.00	\$50.00	2	5.5%	-19.4%
Tallow Ined.<2FFA	\$1,902.50	\$40.00	4	8.4%	
Tallow Ined.<4FFA	\$1,825.00	\$90.00	2		-18.9%

Price quoted is average price reported ex works \$/tonne.

The price for 50% protein MBM eased \$42/tonne from last month, averaging \$734/tonne which was \$17/tonne below May 2022 levels. Blood meal was averaged \$1303/tonne to be up \$23/tonne from last year and \$3/tonne firmer month-on-month.

Tallow prices firmed, with the price for 1% FFA tallow averaging \$1925/tonne, down \$463/tonne year-on-year but \$100/tonne above last month's price.

Figure 12: Trends in rendered co-product prices



Hides

Leather markets continued to soften last month with tanners resisting attempts to lift prices on the back of slow sales of leather and brands pushing back on price rises.

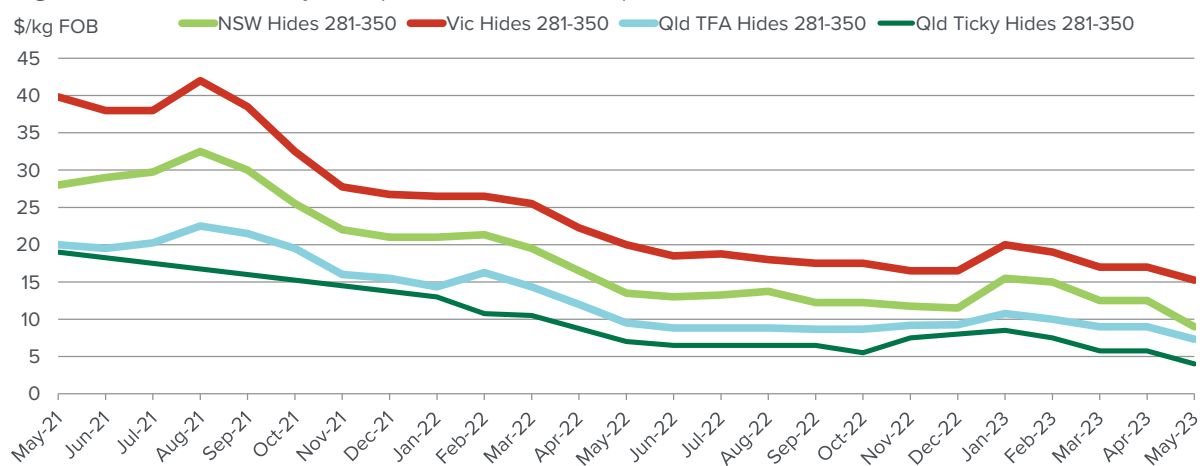
Table 5: Hide prices

	Average (May Data)	Range	Responses	Monthly Change	Annual Change
Hides NSW 141- 180	\$2.50		2	0.0%	-16.7%
Hides NSW 181 - 220	\$3.50		2	-12.5%	-30.0%
Hides NSW 221 - 280	\$6.25		2	-16.7%	-26.5%
Hides NSW 281 - 350	\$9.00		2	-28.0%	-33.3%
Hides NSW 351 Up	\$13.50		2	-27.0%	-32.5%
Hides QLD TFA 281 - 350	\$7.33	\$1.00	3	-18.5%	-22.8%
Hides QLD TFA 351 Up	\$10.17	\$4.50	3	-23.7%	-30.7%
Hides QLD Ticky 281 - 350	\$4.00		2	-30.4%	-42.9%
Hides QLD Ticky 350 Up	\$7.50		2	-37.5%	-34.8%
Hides VIC 141-180	\$4.00		2	-11.1%	-11.1%
Hides VIC 181-220	\$6.25		2	-10.7%	-26.5%
Hides VIC 221 - 280	\$9.75		2	-18.8%	-26.4%
Hides VIC 281-350	\$15.25		2	-10.3%	-23.8%
Hides VIC 351 Up	\$21.50		2	-11.3%	-20.4%

Price quoted is average price reported for ex works \$/each.

Local prices for hides were down across all grades and remain very weak.

Figure 13: Trends in hide prices (East Coast Ex Works)



Currency exchange

The Australian dollar opened the month at 66.39US¢ and followed an up and down trend across the month to close at 64.95US¢ and average 66.51US¢, down 0.44US¢ month-on-month, and down 4.01US¢ from April 2022.

Figure 14: AUD /USD Foreign Exchange



Source: Reserve Bank Australia

Export statistics



To access the latest co-products statistics please click here:



For more information:

Please call Jenny Lim on 02 9463 9372 or jlim@mla.com.au

This report is produced from a monthly MLA survey of approximately 25 processors across Australia, collating average prices and analysing trends on a range of co-products items



MEAT & LIVESTOCK AUSTRALIA

Market Information
 Meat & Livestock Australia
 Ph: 02 9463 9372
 Fax: 02 9463 9220
 Email: marketinfo@mla.com.au
www.mla.com.au/prices-markets

Published by Meat & Livestock Australia Limited
 ABN 39 081 678 364
 June 2023

©Meat & Livestock Australia Limited 2017

MLA makes no representations as to the accuracy of any information or advice contained in this publication and excludes all liability, whether in contract, tort (including negligence or breach of statutory duty) or otherwise as a result of reliance by any person on such information or advice.

Free to MLA members

[Terms and Conditions](#)